

## Nursery Weekly Home Learning Suggestions

### Week Beginning 1<sup>st</sup> February 2021

#### Suggestions for activities at home

This week we will take a look at a few other key people who help us: refuse collectors, dentists, opticians, lollipop people, delivery people and school staff.

There is a lot you could go into and a lot of suggestions this week relating to the different jobs. You may want to discuss a few jobs first to see which roles particularly take your child's interest, then focus on finding out more about and role-playing what they are interested in.



The daily activities are split into "Topic" and "Maths" with some additional "Phonics" and other ideas at the end. Please also check on the website daily for videos from the staff.

<https://www.stillness-inf.lewisham.sch.uk/5335-2/nursery-information/>

#### **Day 1 - Monday**

Talk about people you see out and about and how they help us.

Who fixes things at home or outside?

Who helps us cross the roads?

Who collects the rubbish from the bins or picks up litter?

Who helps us look after our teeth?

Who checks our eyes?

Who helps at home?

Introduce what Lollipop people do and how they help.

## Nursery Weekly Home Learning Suggestions Week Beginning 1<sup>st</sup> February 2021

### lollipop people



Watch these clips to see Lollipop people in action and talking a little bit about the role:

<https://www.bathnes.gov.uk/services/jobs/recruitment-spotlight/school-crossing-patrol>

[https://www.youtube.com/watch?v=b6K-6N1Ab\\_g](https://www.youtube.com/watch?v=b6K-6N1Ab_g)

Try making your own lollipop STOP sign.

There are templates attached including people and vehicles to colour and cut out if you would like to use them. There are also some lollipop people templates for colouring and cutting out - you can even make them into stick puppets if you stick them onto a lolly stick or straw.



## Nursery Weekly Home Learning Suggestions

### Week Beginning 1<sup>st</sup> February 2021

Talk about different types of road crossings.

Here are some short cartoon clips to explain **zebra crossings** and **pelican crossings**.

**zebra crossings:**

<https://www.youtube.com/watch?v=1-FCYyZ2clo>

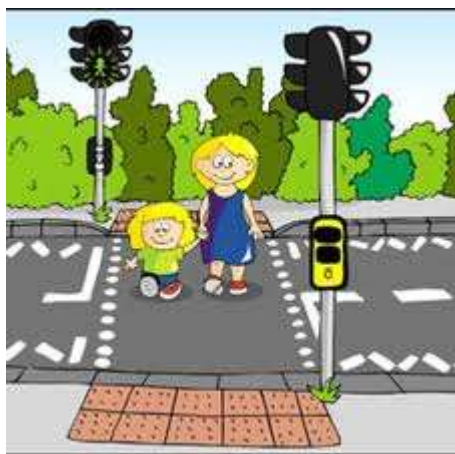
**pelican crossings**

<https://www.youtube.com/watch?v=SUa7Le0ZrcM>

Have a look at them when you're out for a walk. Can you find somewhere where there is a **zebra crossing**?



Can you find a **pelican crossing**?



Use chalk outside if you have any to draw a zebra crossing or create a road on the patio or along a path with an area for crossing. You could ride your bikes, trikes or scooters, or just pretend to be driving a car to follow the path but you must **STOP** when the lollipop person holds up their sign. Take turns being drivers or lollipop people.

Or try it with toy cars/vehicles. You could make a road out of paper and make a zebra crossing.

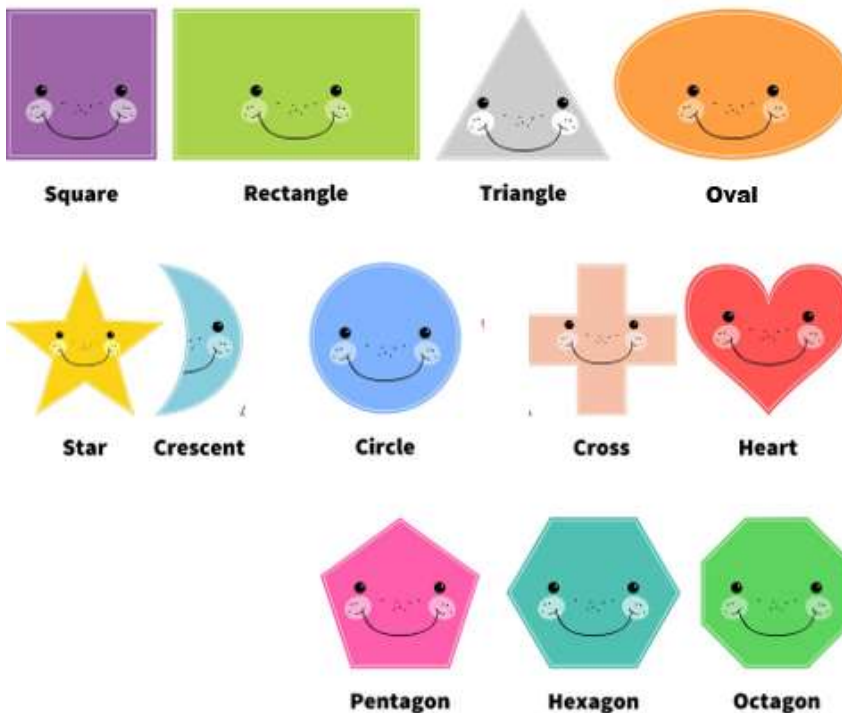
# Nursery Weekly Home Learning Suggestions

## Week Beginning 1<sup>st</sup> February 2021

### Maths

This week we will look at shapes, recapping the names of common 2D shapes and talking about how many corners and sides they have.

Circle  
Triangle  
Square  
Rectangle  
Oval  
Star  
Heart  
For a challenge you can try:  
looking at  
Pentagon  
Hexagon  
Octagon



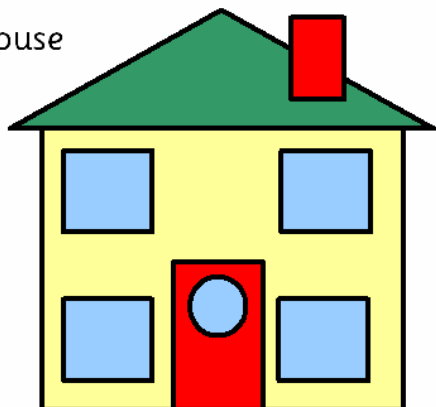
Watch shape songs:

<https://www.youtube.com/watch?v=j2TMZwGrF-w>

<https://www.youtube.com/watch?v=OEbRDtCAFdU>

Encourage your child to describe the shapes they notice at home and in the local environment.

A house



What shapes can you see in this picture?

## Nursery Weekly Home Learning Suggestions Week Beginning 1<sup>st</sup> February 2021

### Day 2 - Tuesday

Introduce what dentists do to help us.



Take a look at the All About Healthy Teeth PowerPoint.

You could watch *Get Well Soon* episode about looking after your teeth:

<https://www.bbc.co.uk/iplayer/episode/b01nhsjf/get-well-soon-11-the-gappy-smile>

Or watch this episode of *Peppa Pig*:

<https://www.youtube.com/watch?v=Kn3cP4JAPDc>

Try sorting some foods that are healthy from those that are not so healthy and not so good for our teeth.

Use the cut and stick sheets if you would like to help sort the different foods:

**The Dentist Cut and Paste Healthy Teeth**

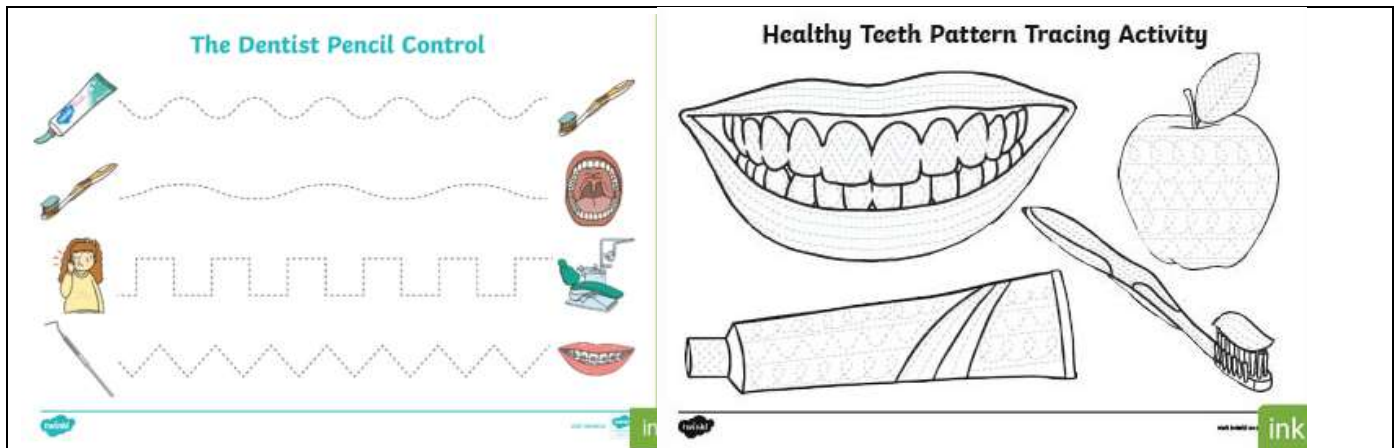
Which foods are good for your teeth? Cut out the foods below and sort them into the healthy and unhealthy mouth.

ink saving Eco

Try using the Dentist Pencil Control sheet and Healthy Teeth Pattern Tracing sheet to practise pencil control to trace over the dotted lines.

# Nursery Weekly Home Learning Suggestions

## Week Beginning 1<sup>st</sup> February 2021



### Maths

Try making some different shapes out of playdough. Do you have any different shaped playdough or cookie-cutters? Cut some 2D shapes out of playdough. Can you name them? Can you fold them or cut them to make different shapes?



Make some teeth out of playdough. You could make human teeth, shark teeth or crocodile teeth! Count how many you make and line them up. Or use some playdough to be gums and press in some beads or dried beans to be teeth.

## Nursery Weekly Home Learning Suggestions Week Beginning 1<sup>st</sup> February 2021



Now try giving them a brush with an old toothbrush if you have one, or a pretend toothbrush.

### Day 3 - Wednesday

Introduce what Refuse Collectors do.

You could watch Do You Know about bin lorries:

<https://www.bbc.co.uk/iplayer/episode/b07tzrt5/maddies-do-you-know-series-1-4-bin-lorry-and-newspaper>



Look outside for the bin trucks coming today. What colours are they? Watch the mechanisms at the back of the truck and how it empties the bins without the people having to lift them up.

Talk about the different bins and what they are for. Talk about why we do **recycling**. Try the sorting activity for things that can be recycled. Cut out the different objects and place them on the different types of bins. Talk about what the objects are made out of.

# Nursery Weekly Home Learning Suggestions



## Week Beginning 1<sup>st</sup> February 2021



### Maths

Try some shape colouring in pictures - templates attached.

Or try making your own shape picture using shapes to draw around, or different shape pieces of paper you can stick on.





# Nursery Weekly Home Learning Suggestions

## Week Beginning 1<sup>st</sup> February 2021

### Day 4 - Thursday

Introduce what Opticians are and what they do.

You could watch *Get Well Soon* episode about needing glasses:


<https://www.bbc.co.uk/iplayer/episode/b01n84wz/get-well-soon-3-its-all-blurry>

You could also watch this *Do You Know?* Episode for more scientific and in-depth information:

<https://www.bbc.co.uk/iplayer/episode/b09zbsh5/maddies-do-you-know-series-2-5-opticians-and-glasses>



Try making your own opticians sight chart.



a  
bcd  
efghijkl  
mnopqrstuv

wxyz 0123456789

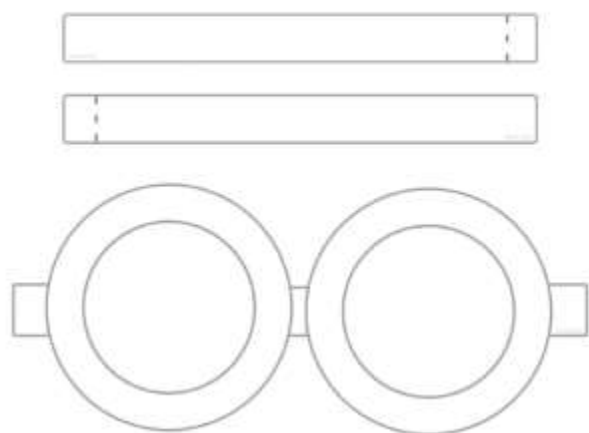
## Nursery Weekly Home Learning Suggestions Week Beginning 1<sup>st</sup> February 2021

Templates attached on the website. There is a picture one and the alphabet (in lowercase letters) and numbers chart. Your child can trace over the letters or try copying some of them to make their own chart. Or you can make your own colour chart for colour-sight testing.

Try making your own pair of glasses!  
Template attached.

### Glasses Template

Cut the two strips and fold along the dotted lines. Stick the folded ends to the tabs on the glasses



Play going to the Opticians. Can you take turns to sit in a chair and look at the charts on the wall? Can you name the pictures or letters of the alphabet even as they get smaller? Try on some glasses (pretend ones or sunglasses) to try to see if that helps you see.

### Maths

Watch shape song:

<https://www.youtube.com/watch?v=pfRuLS-Vnjs>

Go on a shape hunt using your binoculars or glasses! What can you find?

If you have PowerPoint, try playing the shape game to look through your binoculars (or glasses) to see what shape you think is hidden?

You could make a shape chart to play Opticians with. Or try making different shaped glasses!

Nursery Weekly Home Learning Suggestions  
Week Beginning 1<sup>st</sup> February 2021



See video on the website.

**Day 5 - Friday**

Discuss other roles in the community and at school that help us: builders and other trades people, postal workers, delivery people, shop workers, mechanics, teachers and school staff.



Try the People Who Help Us matching activities on the sheets provided.

Can you match the different roles to the different situations where people need help?

# Nursery Weekly Home Learning Suggestions

## Week Beginning 1<sup>st</sup> February 2021



Can you match the sets of tools and equipment to each job?



### Maths

Do you ever have a delivery person come to bring you food? How about pizza?  
 Try making some shape pizza pictures, cutting out and sticking on different shaped toppings on a paper plate or paper/card circle. What toppings have you chosen? What shape are they?  
 Templates on the website.

# Nursery Weekly Home Learning Suggestions

## Week Beginning 1<sup>st</sup> February 2021



Or perhaps try making real pizzas! (See "Other" section at the end).



### Phonics- through the week

This week we will be listening for and saying the 'p' sound.

# p

Put your lips together and make a small 'p' sound as if you are doing a tiny puff to blow out a candle

You can try going on a hunt for things beginning with 'p'.

Try making a box of things that start with the 'p' sound, for example:

Pot, pan, pin, pig, panda, potato, pizza, pancake, porridge, Paw Patrol!

## Nursery Weekly Home Learning Suggestions

### Week Beginning 1<sup>st</sup> February 2021

#### Other

Try some messy play in a tray or bowl with some shaving foam to pretend to be toothpaste. Use old toothbrushes or paintbrushes to make marks in the foam. Can you do zig-zags, spirals, circles, wavy lines, or even letters of the alphabet or numbers.

Play mechanics outside using bikes or scooters as your vehicles with some toy tools or take a look with your grown-ups at some real tools. Once your vehicle is fixed, drive around on your pretend road, following directions from the lollipop people! Don't go too fast, otherwise the Police might stop you! But do get plenty of exercise, and try avoid pedestrians and any obstacles!

Try playing teachers! The children often love playing teachers at school and will sit in front of the class showing their pupils different things. Try this at home with your family or toys to be your pupils! What will you teach today?

Try making a healthy pizza! You could try making the dough. Your child can help to count out number of cups, scoops or spoonfuls of ingredients, help knead the dough, help spread on some sauce and help decorate the pizza with toppings. Can you make different shaped pizzas? Can you spot different shapes on your pizza?



Try some songs and programmes from Maddie Moat:

Glass song (relate to glasses and also recycling glass jars and bottles):

<https://www.bbc.co.uk/cbeebies/watch/do-you-know-glass-song>

Vehicles including fire engine and refuse truck:

<https://www.bbc.co.uk/cbeebies/watch/do-you-know-top-5-very-cool-vehicles>

## Nursery Weekly Home Learning Suggestions Week Beginning 1<sup>st</sup> February 2021

Episode to help understand what car mechanics do:

<https://www.bbc.co.uk/iplayer/episode/b081m9nf/maddies-do-you-know-series-1-23-car-brakes-and-car>

Episode about toothpaste (second half):

<https://www.bbc.co.uk/iplayer/episode/b07w58zw/maddies-do-you-know-series-1-9-hot-water-and-toothpaste>

Episode about recycling metal and road signs:

<https://www.bbc.co.uk/iplayer/episode/m0008c0n/maddies-do-you-know-series-3-16-metal-recycling-centre-and-road-sign>

Episode about glass recycling:

<https://www.bbc.co.uk/iplayer/episode/m000hs1w/maddies-do-you-know-series-4-10-glass-recycling-and-jam>