



Welcome to Year One

MR NEVILLE

PURPLE

MISS JONES

GREEN































MR MCKINLAY

ORANGE

Average Day

- ▶ 9.00 – 9.30 Reading Carousel
- ▶ 9.30 – 10.10 English
- ▶ 10.10 – 10.25 – Assembly
- ▶ 10.25 – 10.40 – Break
- ▶ 10.40 – 11.00 – Phonics
- ▶ 11.00 – 12.00 Maths
- ▶ 12.00 – 1.00 Lunch
- ▶ 1.00 – 3.00 Afternoon lessons; Science, Art, PE, Computing, RE, PSHE, Music
- ▶ 3.00 – 3.10 Story-time

English - Reading

Day	Monday	Tuesday	Wednesday	Thursday	Friday
					
					
					
					
					






















- ▶ Children in Year One will be read with every week by their teacher and teaching assistant.
- ▶ The Year One classes use a reading carousel everyday.
- ▶ Each week the children will complete an activity a day, this might be a phonics activity, reading comprehensions or an exciting, creative activity which will be presented in each class's Big Book.
- ▶ Children will also be given the opportunity to spend some time in their class book corners, where they will enjoy picking a book of their choosing and quietly read.
- ▶ Each class will complete Shared Reading sessions, where a book is presented on the interactive whiteboard for all to see and read and discussed as a class.
- ▶ Each teacher will also have a reading book that they will share with their class.

English - Phonics

- ▶ During Phonics lessons we revisit previously taught sounds, are introduced to new sounds and the children apply these sounds to their reading and writing.
- ▶ In the Autumn Term we are revisiting the Phase Three sounds so we have a secure knowledge platform. We are using the scheme of learning 'Letters and Sounds Revised'.
- ▶ Before Christmas we will be beginning to learn Phase Four sounds which cover blends, then going on to Phase 5.
- ▶ There has been a revision of Letters and Sounds recently and we are adopting it, but not all the materials have been produced to go along with this restructure, so until then we'll stick with what we've been using...
























Phonics – Phase 3

My Phase 3 Sound Mat

j 	v 	w 	x 	y 	z 	zz 	qu 
ch 	sh 	th 	ng 	ai 	ee 	igh 	oa 
oo 	oo 	ar 	or 	ur 	ow 	oi 	ear 
air 	ure 	er 	 visit twinkl.com				

Phonics – Phase 4

My Phase 4 Initial Blends Sound Mat

bl  blackberry	br  brush	cl  clown	cr  crab	dr  drawing	fl  flag	fr  frog	gl  glasses
gr  grandpa	sm  small	sn  sniff	pl  plane	pr  printer	sc  scarf	scr  screw	shr  shrew
sk  skunk	sl  sleep	sp  spade	st  starfish	str  string	thr  thread	tr  tree	tw  twins

Sounding out to read and spell

- ▶ The children are taught to break up a word into its component sounds.
- ▶ For example...

▶ chip ..

- ▶ They use sound buttons and bars to support them in seeing those that are single sounds and those that are digraphs (2 letters making one sound) and trigraphs (3 letters making one sound) and the odd quadgraph.

Phonics Screening Check – Early Summer 2022

- ▶ Don't worry about this.
- ▶ At all.
- ▶ We do a very good job preparing the children.
- ▶ We'll give you more information nearer the time.
- ▶ For now the best thing you can do is just keep reading regularly with your child.

English - Writing

- ▶ Letter Formation through handwriting practice.
 - ▶ Keeping letters on the line.
 - ▶ Dictations using tricky words of the week and phonics sounds.
 - ▶ Capital letters and full stops to start and end simple sentences.
 - ▶ Finger spaces to separate words in a sentence.
-
- ▶ We achieve this by writing for different purposes.
 - ▶ This week we have written a letter to Big Smelly Bear instructing him to bathe more often!

Maths

- ▶ This term we will be focusing on the place value of numbers between 0-50.
- ▶ We will be ensuring the children are secure in counting both forward and backwards.
- ▶ We have been using concrete materials to practice this skill so far!
- ▶ For those children in need of a challenge, we will be introducing them to number lines, comparison crocs, and other pictorial methods.
- ▶ Towards the half term we will be introducing the children to addition and subtraction, again using concrete methods to solve calculations.

Topics

- ▶ Super Senses (Science)
- ▶ Go Wild (Science + Geography)
- ▶ Unique UK (Geography)
- ▶ The 1960s! (History)
- ▶ Nature Detectives (Science)
- ▶ Turrets and Tiaras (History)

Knowledge Organisers

- ▶ We've been using these in house for a few years now.
- ▶ They detail the key knowledge and vocabulary for each topic.
- ▶ Teachers and coordinators use these to assess successful learning within a topic.
- ▶ This year we're going to be sharing them with you.

Kn

The current
Year One
Knowledge
Organiser
looks like this:

Science - Animals Including Humans

Identify the basic parts of the human body and say which part of the body is associated with each sense.

Key Knowledge:

Humans have 5 main senses.

Senses are what we use to gather information about the world.

Different parts of our body use different senses to understand what is happening around us.

Key Vocabulary:

Touch	The sense that uses the skin.
Sight	The sense that uses the eye.
Smell	The sense that uses nose.
Taste	The sense that uses the tongue.
Hear	The sense that uses the ears.

Science - Seasonal Changes

Observe changes across the 4 seasons.

Key Knowledge:

There are four seasons in a year: **autumn, winter, spring and summer.**

Key Vocabulary:

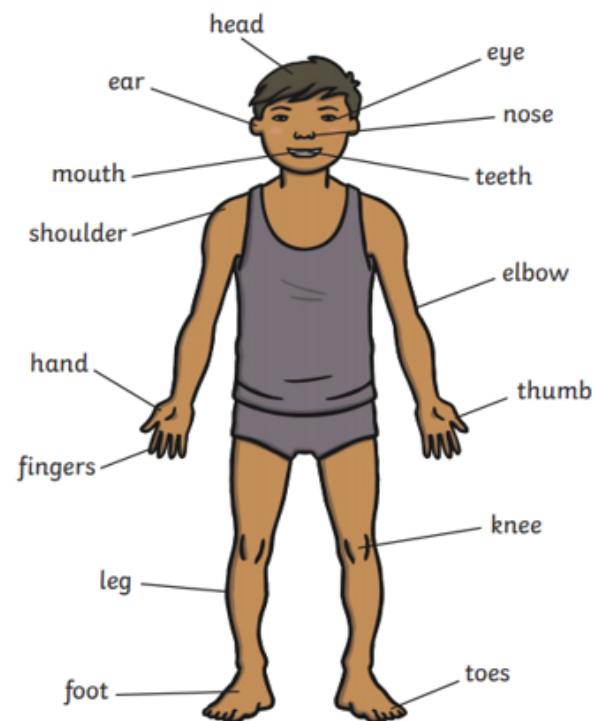
Season	A part of a year that has different weather and day lengths from other parts of the year.
---------------	---

Unifying question:

Which is the most important sense?
Why?

Year One - Autumn One Super Senses

Parts of the Body



Art

To develop a wide range of art and design techniques in using colour, pattern, texture, line, shape, form and space. To learn about the work of a range of artists.

Key Knowledge:

Kandinsky was a Russian painter.

He would listen to music when painting.

The Primary Colours are - red, blue, yellow.

The Secondary Colours are – green, purple, orange.

Key Vocabulary:

Colour mixing	To combine different colours.
----------------------	-------------------------------

Computing

Recognise common uses of information technology.

Key Vocabulary:

Monitor/screen	what the computer uses to show you visual information like words or pictures.
Keyboard	How you can type words into a computer.
Mouse	what you use to control the cursor on a computer.
Information technology	Machines that use or have computers inside them.
Algorithm	Instructions with a specific order.

History

The lives of significant individuals in the past who have contributed to national and international achievements.

Key Knowledge:

Mary Seacole and Florence Nightingale were famous women from the past who helped the sick.

Key Vocabulary:

The Past	Any event that has happened before now.
-----------------	---

How you can help!

- ▶ Read at home as often as you can! Ideally 5 times a week!
- ▶ Think about using mornings instead of evenings as the children can get very tired!
- ▶ Keep practicing counting at home, objects around the house or counting up in 5s or 10s as you go up the stairs. What numbers can you spot when you're out and about? Door numbers? Bus numbers?
- ▶ Make sure your children are going to bed early and eating a great breakfast!

The MORE
that you read,
the MORE things
you will know.
The MORE that you
Learn,
the MORE places you'll go.



How you can help!

- ▶ Make sure everything's named!
- ▶ Send in book bags daily.
- ▶ Send in a water bottle daily, water only no juice or pop.
- ▶ A PE bag with a PE kit in it to stay for each half term.
- ▶ If your child can't lace their own shoes, don't send them in wearing lace ups on PE days.
- ▶ Easiest way to get a message to your class teacher is through Class Dojo.
Can be used to send in pictures too!

The MORE
that you read,
the MORE things
you will know.
The MORE that you
Learn,
the MORE places you'll go.

