







# Next Week in Reception

## Week Beginning 1<sup>st</sup> November 2021

What we will be doing in school	How you can help at home
<p style="text-align: center;"><b><u>Topic</u></b></p> <p style="text-align: center;"><b><u>We're Going On A Bear Hunt</u></b></p> <p>After half term, we will start our new topic about bears. Our class bears will be starting school and we will help to welcome them.</p> <div data-bbox="236 607 557 844"></div> <p style="text-align: center;"><u>Your child can bring in a teddy bear or favourite soft toy on Friday.</u></p>	<p>You could find out about the history of teddy bears and how they have changed.</p> <p>You could help your child to find out facts about bears.</p>
<p style="text-align: center;"><b><u>Maths</u></b></p> <p>We will explore how to make different numbers, for example, five can be made by adding 4 and 1 or 3 and 2.</p> <div data-bbox="256 1223 533 1473"></div>	<p>Ask your child to pick a number between 3 and 5. Using objects such as toy cars or Lego, can they find different ways to make the number? They could explore larger quantities.</p>
<p style="text-align: center;"><b><u>Phonics</u></b></p> <p><u>New graphemes:</u> <b>ff, ll, ss and j</b></p> <div data-bbox="359 1597 416 1711"></div> <p>Refer to f for ff</p> <div data-bbox="363 1787 411 1877"></div> <p>Refer to l for ll</p> <div data-bbox="368 1917 416 2007"></div> <p>Refer to s for ss</p> <div data-bbox="368 2063 411 2119"></div>	<p>Share some stories that have rhyming words in them such as <i>The Gruffalo</i> by Julia Donaldson and point out the rhyming words.</p> <p>Play some rhyming games, for example, How many words can you think of that rhyme with cat? Does kit, bit, sit, hit rhyme with fit? Does sandwich rhyme with fit? How about deckchair?</p>

# Next Week in Reception

## Week Beginning 1<sup>st</sup> November 2021

Graphemes learnt so far: s, a, t, p, i, n, m, d, g,  
o, c, k, ck, e, u, r, h, b, f, l.

New tricky words: put, pull, full, as

Tricky words taught so far: is, I, the.

### Additional Activities

On Friday, we will have a Teddy Bears' picnic with their teddy or soft toy. We will make bear themed snacks to eat.



In our creative area, we will use oil pastels to do an observational drawing of a bear.

### Dates for your diary

Odd Sock Day: Monday 15th November. All the children need to do is wear odd socks!! It's a great way to celebrate what makes us all unique in Anti-Bullying Week.

Children in Need: Friday 19th November- All the children need to do is wear bright colours or spots. We will send a link for Parentpay so that you can donate to this fantastic charity.

