



Next Week in Year 2 Week Beginning 8th November 2021



Welcome to Year 2!
'What a wonderful World'.

What we will be doing in school

Maths- Addition and Subtraction

Next week the children will be continuing their addition practise by adding two 2-digit numbers together.

We will start off the week by using concrete materials and how to use a blank numberline. We will then move on to adding 2-digit number by

crossing 10.

Example:

$$12 + 19 = 31$$

$$29 + 15 = 44$$

Later in the week we will be adding three 1-digit numbers.

Example:

$$5 + 3 + 5 = 12$$

Recall of number bonds of 10 will continue to be a focus this term as this skill is fundamental to developing further maths skills.

How you can help at home



[Robot Addition \(topmarks.co.uk\)](https://www.topmarks.co.uk)



Top Marks- Hit the button game for number bond recall:

<https://www.topmarks.co.uk/maths-games/hit-the-button>



Next Week in Year 2 Week Beginning 8th November 2021

English- Story writing and Drama!



Next week the children will begin to start learning how to answer our **unifying question** of ‘What makes our world wonderful?’.

This week we will be jetting off to Scandinavia and learning the traditional tale of The Three Wishes!

We will use Google Earth to ‘fly’ the children over to Europe and travel to the countries that come together to create this region; Norway, Sweden and Denmark.



Get ready for take-off!



Take a look at Google Earth with your child and take them to far away places. By doing so you will expand their understanding of how vast and fascinating our planet is and discover that while some countries are small, others are huge in comparison!



<https://earth.google.com/web/>

Topic- What a wonderful World!!

In Science this term the the children will be conducting a different experiment each week. In week 1, we investigated the best way to kill germs on our hands using cinnamon and vegetable oil and we also learned about the Germ Theory of Louis

You can remind your children to continue to remove as many germs as possible by washing their hands thoroughly!
Click on the link below and watch with your child to help them to remember how to wash hands properly:

<https://www.youtube.com/watch?v=S9VjeIWLnEg>



Next Week in Year 2 Week Beginning 8th November 2021



Pasteur. Next week we will be learning about the force of Gravity and Sir Isaac Newton by conducting an experiment using paper helicopters!

P.E.

We have two PE sessions each week.

Turquoise – Tuesday & Friday
afternoon

Indigo – Monday & Thursday
afternoon

Amber – Monday & Thursday
afternoon

This term the children will be having lessons in Net and Wall and Tennis.

Our lessons will continue to be outdoors throughout the term so please, please. please make sure your children have appropriate outdoor shoes and appropriate clothing to wear. As the colder days set in please do change their shorts for trousers and please (for our own sanity) LABEL EVERYTHING ☺

In Art, the children this week will be continuing to plan the design for their bauble weaving by considering the following:

- What colours remind them of Christmas?
- What shape would they like to choose?
- What materials do they think would be suitable?



Please practise spelling our words of the week and looking for our phonic sounds **in your child's reading books.**

Words of the week: **only, children, door, wild, most, floor, poor, climb, again, because, both, find, mind**



Next Week in Year 2
Week Beginning 8th November 2021



Phonics: We will continue to recap the phase 5 sounds weekly.

Have a great weekend!

Mrs Kelly, Mrs Ferguson and Miss Smith

The Year 2 Team



Next Week in Year 2
Week Beginning 8th November 2021









Next Week in Year 2
Week Beginning 8th November 2021



My Phase 3 Sound Mat

j 	v 	w 	x 	y 	z 	zz 	qu 		
ch 	sh 	th 	ng 	ai 	ee 	igh 	oa 		
oo 	oo 	ar 	or 	ur 	ow 	oi 	ear 		
air 	ure  Pure	er 							

My Phase 5 Sound Mat

ay 	ou 	ie 	ea 	oy 	ir 	ue 	ue 
aw 	wh 	ph 	ew 	ew 	oe 	au 	ey 
a-e 	e-e* 	i-e 	o-e 	u-e 	u-e 		

*even



Next Week in Year 2
Week Beginning 8th November 2021



My Phase 4 Sound Mat

st  starfish	nd  hand	mp  lamp	nt  tent	nk  ink	ft  gift	sk  tusk	lt  belt
lp  help	lf  shelf	lk  milk	pt  script	xt  text	tr  tree	dr  drawing	gr  grandpa
cr  crab	br  brush	fr  frog	bl  blackberry	fl  flag	gl  glasses	pl  plane	cl  clown


















My Phase 4 Sound Mat

sl  sleep	sp  spade	tw  twins	sm  small	pr  printer	sc  scarf	sk  skunk	sn  sniff
nch  bench	scr  screw	shr  shrew	thr  thread	str  string			



My Phase 5 Sound Mat

ay 	ou 	ie 	ea 	oy 	ir 	ue 	ue 
aw 	wh 	ph 	ew 	ew 	oe 	au 	ey 
a-e 	e-e* 	i-e 	o-e 	u-e 	u-e 		

twinkl visit [twinkl.com](https://www.twinkl.com)

*even



Handwriting

The break letters Joins are never made after the letters in this group. No join is ever made to or from the letter z. A small space should be left after each break letter so that it is spaced as evenly as the joined letters.

j, g, x, y, z, b, f, p, q, r, s



Next Week in Year 2

Week Beginning 8th November 2021

Knowledge Organiser

What a Wonderful World!

Unifying question: What makes our world wonderful?

Key Vocabulary - Geography

Continent - a large area of land, containing different countries (except for Australia), mainly surrounded by sea

Ocean - a large area of salt water

Atlas - a book of maps

Globe - a spherical map of the earth

North, East, South, West - the direction to, or position of, places on the earth

Compass - a magnetic device for finding North, South, East and West

Near, far (see also; small/far away) comparative terms for the distance between places or people

Left, right - directions dependant on your position, not on fixed compass points

Human feature- something humans have made: **town, village, factory, farm, house, office, port, harbour, shop**

Physical feature- something that has occurred naturally: **beach, cliff, coast, forest, hill, mountain, sea, ocean, river, soil, valley, vegetation, season, weather**

Map- a drawing of a place as though you are looking down on it

Symbol- a picture that represents something on a map

Key - the section of the map that explains what the symbols mean

Aerial photograph- a photograph of a location taken from above

Landmark- a highly visible, important human or physical feature

India - a large country in South Asia

Key Knowledge - Geography

- Countries far from the equator are cold. Children can name some of them, EG; Denmark, Finland, Iceland, Norway, Sweden.
- The world has seven continents - Africa, Antarctica, Asia, Australia, Europe, North America and South America. Children can locate these on a map.
- The world has five oceans- Artic, Pacific, Atlantic, Indian and Southern. Children can locate these on a map.
- The UK has four countries- England, Northern Ireland, Scotland and Wales.
- India is bigger than the UK.
- The UK has one climate; a temperate climate giving it cool wet winters and warm wet summers.
- India has many climates ranging from the very hot to the very cold.
- The UK has relatively small mountains, forests and coasts.
- India has some of the largest mountains in the world, jungles, deserts, forests and coasts.
- The UK is an island.
- India is not an island.
- The main rivers in the UK are the Severn and the Thames.
- The main rivers in India are the Ganges, the Brahmaputra river and the Indus river.



Science – Key Figures

Inventor/Discoverer	Invented/Discovered
Isaac Newton	Theories of gravity
Louis Pasteur	Germs/ bacteria spread to cause illness
Thomas Edison	Long lasting lightbulb
Lewis Latimer	The incandescent light bulb

Key Knowledge - Science

- Gravity is the force that pulls things to the ground and stops things floating in the air.
- Germs, infections and disease grow and spread in unclean and untreated places. The most effective way to wash your hands is using warm water and soap.
- Light bulbs are powered by electricity in an electrical circuit.

DT - Key Vocabulary

Weaving - a method of making a fabric or pattern by threading two threads together.

Loom - object used to weave fabric.

Thread - a long, thin string of fabric.

Warp - thread on a loom that goes up and down.

Weft - thread that goes from side to side. It weaves in and out of the warp thread on the loom.

Key Knowledge - DT

- To weave you need to make the weft thread go over and under the warp thread in a pattern.
- You can create patterns by using different colour threads.