



## Next Week in Year 2

### Week Beginning 22nd November 2021



Welcome to Year 2!

‘What a Wonderful World’.

Upcoming dates for your diaries:

6<sup>th</sup> December- Amber Horniman trip

8<sup>th</sup> December – Christmas dinner day

9<sup>th</sup> December – Turquoise and Indigo Horniman trip

10<sup>th</sup> December- Christmas jumper day, Christmas concerts (times tbc), school Christmas fair.

15<sup>th</sup> December- Panto trip

What we will be doing in school

#### Maths- Addition

Next week the children will be continuing to add 2-digit numbers together crossing 10.

We will begin the week by subtracting a 1-digit number from a 2-digit number, not crossing 10 and using concrete materials.

Example:

$$34 - 3 = 31$$

$$48 - 4 = 44$$

After this, we will recap subtraction crossing ten using 2 2-digit numbers and not crossing 10.

Example:

$$19 - 11 = 8$$

$$27 - 14 = 13$$

Towards the end of the week we will be subtracting 2 2-digit numbers with crossing ten by subtracting ones first and then tens therefore teaching the children to exchange.

Example:

$$34 - 19 = 15$$

$$45 - 16 = 29$$

Recall of number bonds of 10 will continue to be a focus this term as

How you can help at home

#### **Subtraction Grids**



<https://www.topmarks.co.uk/maths-games/subtraction-grids>



Top Marks- Hit the button game for number bond recall:

<https://www.topmarks.co.uk/maths-games/hit-the-button>

These games can be lots of fun to use but you can also use concrete items to help children to understand subtraction. Everything can be found in your home, such as using dried pasta or cereal, try putting all of your best shoes together in a row and taking some away or even a collection of shells/stones/pine cones!

Be as creative as you can!



**Next Week in Year 2**  
**Week Beginning 22nd November 2021**

this skill is fundamental to developing further maths skills.

English

This week the children will continue to digest more interesting information to answer our unifying question, 'What makes our World Wonderful?'

Together we will be jetting off to **China** and learning the story of

**The Dragon Painter!**

Our focus in writing will be using descriptive phrases, ordering and retelling the story in their own words.

We will use Google Earth to 'fly' the children over to China and explore this ancient and extraordinary country!



Get ready for take-off!

Continue to look at Google Earth with your child and take them to far-away places including **China**. By doing so you will expand their understanding of how vast and fascinating our planet is and discover that while some countries are small, others are huge in comparison!



<https://earth.google.com/web/>

Do you recognise this famous landmark?  
 Use Goggle maps to find out!



Create a fact file about this landmark using adjectives to describe its features, such as what it's made of, how long it is and how old it is.



## Next Week in Year 2 Week Beginning 22nd November 2021



### Topic- What a wonderful World!!

In Science this term the children will be conducting a different experiment each week. So far, we have investigated the Germ Theory of Louis Pasteur and have learnt about the force of Gravity and Sir Isaac Newton. This week we will discover all about how a lightbulb lights up and who the scientists were who invented this object and how it revolutionised the way we lit our homes and alike!

#### P.E.

We have two PE sessions each week.

Turquoise – Tuesday & Friday afternoon

Indigo – Monday & Thursday afternoon

Amber – Monday & Thursday afternoon

You can remind your children to continue to remove as many germs as possible by washing their hands thoroughly!

Click on the link below and watch with your child so that they can understand how a lightbulb works and one of the scientists who were involved in its invention:

<https://www.youtube.com/watch?v=b1IKwZTzIY>





## Next Week in Year 2

### Week Beginning 22nd November 2021



This term the children will be having lessons in Net and Wall and Tennis.

**Our lessons will continue to be outdoors throughout the term so please, please, please make sure your children have appropriate outdoor shoes and appropriate clothing to wear.** As

the colder days set in please do change their shorts for trousers and please (for our own sanity)

**LABEL EVERYTHING! ☺**

In DT, the children will start the weaving for their Xmas bauble based on their final design. They used the information they had gathered from the adults in school to finalise their planning and are now ready for their next step to creating a masterpiece!



Please practise spelling our words of the week and looking for **our phonic sound in your child's reading books.**

Words of the week:



## Next Week in Year 2

Week Beginning 22nd November 2021



Autumn term 1- only, children, door, wild, most, floor, poor, climb, again, because, both.

Autumn term 2- find, mind, behind, any, old, cold, hold, told, cold

**Phonics:** We will continue to recap the phase 5 sounds weekly.

Have a great weekend!

Mrs Kelly, Mrs Ferguson and Miss Smith

The Year 2 Team



**Next Week in Year 2**  
**Week Beginning 22nd November 2021**









Next Week in Year 2  
Week Beginning 22nd November 2021



### My Phase 3 Sound Mat

j 	v 	w 	x 	y 	z 	zz 	qu 		
ch 	sh 	th 	ng 	ai 	ee 	igh 	oa 		
oo 	oo 	ar 	or 	ur 	ow 	oi 	ear 		
air 	ure 	er 							

### My Phase 5 Sound Mat

ay 	ou 	ie 	ea 	oy 	ir 	ue 	ue 
aw 	wh 	ph 	ew 	ew 	oe 	au 	ey 
a-e 	e-e* 	i-e 	o-e 	u-e 	u-e 		

\*even



Next Week in Year 2  
Week Beginning 22nd November 2021



### My Phase 4 Sound Mat

st  starfish	nd  hand	mp  lamp	nt  tent	nk  ink	ft  gift	sk  tusk	lt  belt
lp  help	lf  shelf	lk  milk	pt  script	xt  text	tr  tree	dr  drawing	gr  grandpa
cr  crab	br  brush	fr  frog	bl  blackberry	fl  flag	gl  glasses	pl  plane	cl  clown






















### My Phase 4 Sound Mat

sl  sleep	sp  spade	tw  twins	sm  small	pr  printer	sc  scarf	sk  skunk	sn  sniff
nch  bench	scr  screw	shr  shrew	thr  thread	str  string			





**My Phase 5 Sound Mat**

ay 	ou 	ie 	ea 	oy 	ir 	ue 	ue 
aw 	wh 	ph 	ew 	ew 	oe 	au 	ey 
a-e 	e-e* 	i-e 	o-e 	u-e 	u-e 		

twinkl visit [twinkl.com](https://www.twinkl.com)

\*even



## Handwriting

The break letters Joins are never made after the letters in this group. No join is ever made to or from the letter z. A small space should be left after each break letter so that it is spaced as evenly as the joined letters.

j, g, x, y, z, b, f, p, q, r, s



# Next Week in Year 2

## Week Beginning 22nd November 2021

### Knowledge Organiser

## What a Wonderful World!

Unifying question: What makes our world wonderful?

### Key Vocabulary - Geography

**Continent** - a large area of land, containing different countries (except for Australia), mainly surrounded by sea

**Ocean** - a large area of salt water

**Atlas** - a book of maps

**Globe** - a spherical map of the earth

**North, East, South, West** - the direction to, or position of, places on the earth

**Compass** - a magnetic device for finding North, South, East and West

**Near, far** (see also; small/far away) comparative terms for the distance between places or people

**Left, right** - directions dependant on your position, not on fixed compass points

**Human feature**- something humans have made: **town, village, factory, farm, house, office, port, harbour, shop**

**Physical feature**- something that has occurred naturally: **beach, cliff, coast, forest, hill, mountain, sea, ocean, river, soil, valley, vegetation, season, weather**

**Map**- a drawing of a place as though you are looking down on it

**Symbol**- a picture that represents something on a map

**Key** - the section of the map that explains what the symbols mean

**Aerial photograph**- a photograph of a location taken from above

**Landmark**- a highly visible, important human or physical feature

**India** - a large country in South Asia

### Key Knowledge - Geography

- Countries far from the equator are cold. Children can name some of them, EG; Denmark, Finland, Iceland, Norway, Sweden.
- The world has seven continents - Africa, Antarctica, Asia, Australia, Europe, North America and South America. Children can locate these on a map.
- The world has five oceans- Artic, Pacific, Atlantic, Indian and Southern. Children can locate these on a map.
- The UK has four countries- England, Northern Ireland, Scotland and Wales.
- India is bigger than the UK.
- The UK has one climate; a temperate climate giving it cool wet winters and warm wet summers.
- India has many climates ranging from the very hot to the very cold.
- The UK has relatively small mountains, forests and coasts.
- India has some of the largest mountains in the world, jungles, deserts, forests and coasts.
- The UK is an island.
- India is not an island.
- The main rivers in the UK are the Severn and the Thames.
- The main rivers in India are the Ganges, the Brahmaputra river and the Indus river.



### Science – Key Figures

Inventor/Discoverer	Invented/Discovered
Isaac Newton	Theories of gravity
Louis Pasteur	Germs/ bacteria spread to cause illness
Thomas Edison	Long lasting lightbulb
Lewis Latimer	The incandescent light bulb

### Key Knowledge - Science

- Gravity is the force that pulls things to the ground and stops things floating in the air.
- Germs, infections and disease grow and spread in unclean and untreated places. The most effective way to wash your hands is using warm water and soap.
- Light bulbs are powered by electricity in an electrical circuit.

### DT - Key Vocabulary

**Weaving** - a method of making a fabric or pattern by threading two threads together.

**Loom** - object used to weave fabric.

**Thread** - a long, thin string of fabric.

**Warp** - thread on a loom that goes up and down.

**Weft** - thread that goes from side to side. It weaves in and out of the warp thread on the loom.

### Key Knowledge - DT

- To weave you need to make the weft thread go over and under the warp thread in a pattern.
- You can create patterns by using different colour threads.