




Next Week in Nursery

Week Beginning 8th November 2021

What we will be doing in school	How you can help at home
<p data-bbox="272 418 655 450"><u>Topic - Home Sweet Home</u></p> <p data-bbox="167 499 639 566">This week we will explore some of the materials homes are made from.</p> <p data-bbox="167 611 735 712">We will talk about the materials used to build and why those materials are used e.g. strong, waterproof etc.</p> <div data-bbox="256 745 681 1025">A photograph showing several red bricks stacked together, with a pile of brown mortar and a trowel resting on top.</div> <div data-bbox="172 1039 751 1238">Two images: on the left, a piece of light-colored wood with a dark stain; on the right, a black gutter pipe attached to a brick wall.</div>	<p data-bbox="794 459 1426 674">Discuss the materials used to build your home and why they were used, e.g. look at the bricks and cement in between to hold the bricks together. Look at the shape of the roof, the tiles, and other features such as the gutters to take rain water away from the house.</p> <div data-bbox="847 703 1337 1032">A photograph of a house with a red tiled roof and a white gutter pipe running along the edge.</div> <p data-bbox="794 1043 1401 1144">Please send in or email a photo of your family and your home to use in display and classroom discussion.</p>
<p data-bbox="411 1247 512 1279"><u>English</u></p> <p data-bbox="167 1328 735 1395">We will read different versions of The Three Little Pigs story.</p> <div data-bbox="229 1413 684 1957">The cover of a children's book titled 'Three Little Pigs'. It shows three pig characters in overalls carrying bundles of straw, with a wolf character in the background. The text 'My First Reading Book' is at the bottom.</div>	<p data-bbox="794 1323 1394 1424">Ask your child to try retelling the story in their own words. What did the pigs use to build their homes? Was that a good choice?</p> <p data-bbox="794 1469 1406 1603">Play clapping and stamping games with your child. You could jump for each syllable of a word. For example "fire-work" = 2 jumps for each part of the word.</p> <p data-bbox="794 1615 1394 1682">Try their name and the names of people in their family.</p>

Next Week in Nursery Week Beginning 8th November 2021

Maths

We will be counting, recognising and ordering numbers from 1-5, then 1-10.



Try labelling some building blocks with numbers (on a sticker or post-it note) and see if your child can build a tower with them, starting with 1 at the bottom and building up with the numbered bricks in the right order.

For a counting challenge, try counting from different numbers, for example:

4-8 and stop

2-7 and stop

Can your child remember where to begin and stop?

You can make it funny by using different voices, for example, a squeaky voice, a whispery voice, a shouty voice.

Other

We will learn a little about Remembrance Day on Thursday 11th November and look at the whole-school artwork to spot Rainbow class's poppies.

Upcoming: On Friday 19th November we will take part in Children in Need activities. Children can come in wearing spots or bright colours and bring in a donation to help us raise money for Children in Need. Thank you



REMEMBRANCE DAY
Let's Not Forget



If your child would like to, please bring in or email a photo of who lives in your home for the children to share with the class. This can include your family and pets if you have any. We would also welcome a photo of their

Next Week in Nursery
Week Beginning 8th November 2021

homes, perhaps a picture of the outside or front door. These will be used for class discussions.

We will continue to support the children to put their coats on independently. Please practise this at home.

Please remember to name all clothing, including coats, hats, gloves, scarves etc.

Thank you

Nursery Team 😊