



Next Week in Year 2 Week Beginning 17th January 2022



Welcome to Year 2!

'Space Explorers'

Wednesday 19th January 2022- Trip to the Greenwich Planetarium.

What we will be doing in school

How you can help at home

Maths-

Times Table games!

This week Year 2 will be finishing off our multiplication topic with the 5 times table.

You can help your child prepare for next week's topic by playing the game below:

5 times table

1 x 5 =	5
2 x 5 =	10
3 x 5 =	15
4 x 5 =	20
5 x 5 =	25
6 x 5 =	30
7 x 5 =	35
8 x 5 =	40
9 x 5 =	45
10 x 5 =	50
11 x 5 =	55
12 x 5 =	60

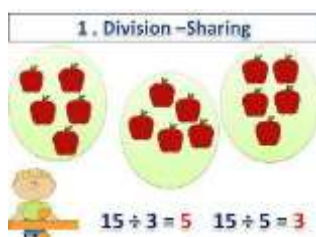
TimesTables.co.uk



The rest of the week will be used to teach the children how to use division. They will first be taught how to share numbers into groups,

For example;
12 can be shared equally into 2 or 3 groups.

<https://www.arcademics.com/games/demolition>



We will then introduce the division symbol and teach the children how to recognise it and how to use it successfully.

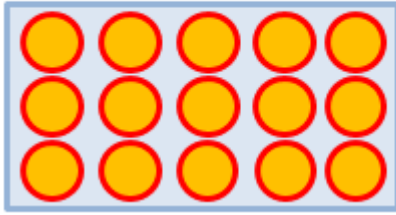
For example:



Next Week in Year 2
Week Beginning 17th January 2022




What is $15 \div 5$?



English

This week we will be continuing to immerse the children into our new Space topic!



This week in English the children will be reading the book of Beegu. They will be answering comprehension questions about the text and describing the setting using adjectives and expanded noun phrases.

For example;
Beegu is sad, lonely alien who has landed on a cold, unfriendly planet.

You can help your child prepare for our new topic by asking them to complete the home learning activity below:

Describe the setting below using adjectives and expanded noun phrases.



For example:
The vast, rocky and desolate planet was an ice-cold, colourful wasteland.



Next Week in Year 2 Week Beginning 17th January 2022



To finish off the week the children will plan a letter to Beegu, explaining all about the wonderful things they saw and did on their trip to the Royal Observatory at Greenwich.

Topic- Materials

In Science this term the children will be continuing to explore their new topic of **materials**. In week 3 they will be testing out a range of materials to investigate what properties they have. The children will be asked to stretch, squash and bend different objects to identify their properties.

For example:

I know that a straw can be bent and squashed so one of the properties of a straw is that it is flexible.

P.E.

We have two PE sessions each week.

You can help your child to prepare for our materials topic by allowing them to manipulate different material at home.

For example, while out on a walk, allow your child to touch a tree trunk and describe how it feels- rough, bumpy, stiff, solid etc.

Watch the link below for helpful examples of how materials can be changed:

<https://www.twinkl.co.uk/go/resource/tgv2-sc-29-changing-the-shape-of-materials-30-second-video>





Next Week in Year 2 Week Beginning 17th January 2022



Turquoise – Tuesday & Friday afternoon

Indigo – Monday & Thursday afternoon

Amber – Monday & Thursday afternoon

Please note a change to our PE session beginning from this week:

This term the children will be having lessons in Fitness and Dance.

Please ensure your children have the necessary kit to change into for these activities, which will consist of **black leggings or shorts and a plain white t-shirt for Dance.**

For Fitness, it is advised that due to the weather at this time of year, you are advised to provide **warm clothing and suitable footwear such as trainers** for your child as these lessons will all be outdoors. Changing for physical activity is important to help the children understand the principles of good hygiene.

In DT, the children will be creating their own design for a Lunar Buggy based on the design criteria they have been given.

They will need to consider:

- It must travel over dust and rocks
- There must be a place for the astronaut to sit

Fitness



Dance





Next Week in Year 2 Week Beginning 17th January 2022



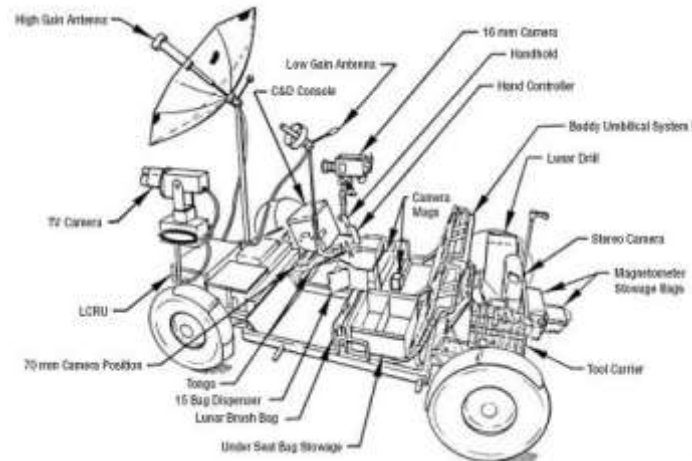
- Have equipment for beaming images back to Earth
- Have a place to store moon rock samples

The children will have examples to use as a guide but will be primarily using what they know about materials to decide what properties will be needed for each element of their design, as well as their imaginations and creativity.

For example:

I will use a yoghurt pot to collect moon rock samples because it is made of plastic so it will be waterproof and sturdy.

To prepare your child for this week, you could ask them to look at Lunar Buggy designs from the past, such as the Luna Rover design for the Apollo 11 mission was developed, below:



Watch the clip below to find out how NASA designed the Luna Rover:

<https://www.yout-ube.com/watch?v=zsftnWljYnA>



Please find below a copy of the Year 1 and Year 2 common exception words that you can practise with your child to support their learning.



Next Week in Year 2
Week Beginning 17th January 2022



Year 1 Common Exception Words

the
a
do
to
today
of
said
says
are
were
was

is
his
has
I
you
your
they
be
he
me
she
we

no
go
so
by
my
here
there
where
love
come
some

one
once
ask
friend
school
put
push
pull
full
house
our



Year 2 Common Exception Words

door	child	cold	pretty	grass	improve	whole	half
floor	children	gold	beautiful	pass	sure	any	money
poor	wild	hold	after	plant	sugar	many	Mr
because	climb	told	fast	path	eye	clothes	Mrs
find	most	every	last	bath	could	busy	parents
kind	only	great	past	hour	should	people	Christmas
mind	both	break	father	move	would	water	everybody
behind	old	steak	class	prove	who	again	even





Next Week in Year 2
Week Beginning 17th January 2022



Please practise spelling our words of the week and look out for any phonic sounds that need extra practise in **your child's** reading books.

Words of the week:

Autumn term 1- only, children, door, wild, most, floor, poor, climb, again, because, both.

Autumn term 2- find, mind, behind, any, old, cold, hold, told, cold, Christmas, every, everybody, everyone.

Spring Term 1- people, after, **who, why, what**

Spellings and Handwriting: We will continue to practise these weekly.

Welcome back everyone!

Mrs Kelly, Mrs Ferguson and Miss Smith

The Year 2 Team




















Next Week in Year 2
Week Beginning 17th January 2022



My Phase 3 Sound Mat

j 	v 	w 	x 	y 	z 	zz 	qu 		
ch 	sh 	th 	ng 	ai 	ee 	igh 	oa 		
oo 	oo 	ar 	or 	ur 	ow 	oi 	ear 		
air 	ure  Pure	er 							

My Phase 5 Sound Mat

ay 	ou 	ie 	ea 	oy 	ir 	ue 	ue 
aw 	wh 	ph 	ew 	ew 	oe 	au 	ey 
a-e 	e-e* 	i-e 	o-e 	u-e 	u-e 		

*even



Next Week in Year 2
Week Beginning 17th January 2022



My Phase 4 Sound Mat

st  starfish	nd  hand	mp  lamp	nt  tent	nk  ink	ft  gift	sk  tusk	lt  belt
lp  help	lf  shelf	lk  milk	pt  script	xt  text	tr  tree	dr  drawing	gr  grandpa
cr  crab	br  brush	fr  frog	bl  blackberry	fl  flag	gl  glasses	pl  plane	cl  clown



My Phase 4 Sound Mat

sl  sleep	sp  spade	tw  twins	sm  small	pr  printer	sc  scarf	sk  skunk	sn  sniff
nch  bench	scr  screw	shr  shrew	thr  thread	str  string			






Next Week in Year 2
Week Beginning 17th January 2022



My Phase 5 Sound Mat

ay 	ou 	ie 	ea 	oy 	ir 	ue 	ue 
aw 	wh 	ph 	ew 	ew 	oe 	au 	ey 
a-e 	e-e* 	i-e 	o-e 	u-e 	u-e 		

 visit twinkl.com

*even

Handwriting

The break letters Joins are never made after the letters in this group. No join is ever made to or from the letter z. A small space should be left after each break letter so that it is spaced as evenly as the joined letters.

j, g, x, y, z, b, f, p, q, r, s