



Next Week in Year 2 Week Beginning 24th January 2022



Welcome to Year 2!

'Space Explorers'

Monday 24th January – THEME DAY!

Children are allowed to come to school dressed up for our Space topic. They may want to be an astronaut, an alien or even a planet! The choices are endless (a bit like space!)

What we will be doing in school

How you can help at home

Maths-

This week Year 2 will be deepening their understanding of division by understanding that multiplication is the inverse (opposite) of division.

For example:

2, 3, 6

$$2 \times 3 = 6$$

$$3 \times 2 = 6$$

$$6 \div 2 = 3$$

$$6 \div 3 = 2$$

They will also be looking at dividing numbers by 2 and understanding that this is called a half.



Times Table games!

You can help your child prepare for next week's topic by watching the clip below:

https://www.youtube.com/watch?v=DM3z_JOeALM

matholia

You could also play the game below:

<https://www.ictgames.com/mobilePage/doggyDivision/index.html>





Next Week in Year 2 Week Beginning 24th January 2022



Towards the end of the week the children will be learning to recognise odd and even numbers and understand the rules when dividing by 5, for example:
Only numbers which end in a 0 or 5 are divisible by 5 such as 5, 10, 15 etc.

English

This week we will be continuing to immerse the children into our new Space topic!



This week in English the children will be writing a newspaper report all about their visit to our 'Moon Room'. The children will use

You can help your child prepare for our new topic by asking them to take a look at some newspapers (please be careful with your choices!)

Talk to your child and discuss the different parts of a newspaper.



For example, you could talk about where the heading goes and how it matches the story. Also, show them that there usually photographs with an explanation under each one and that this is called a caption.
 Enjoy!



Next Week in Year 2 Week Beginning 24th January 2022



alliteration to create an eye-catching heading.

For example:

Marvel awaits all in the mystical Moon Room!

Throughout the week the children will become reporters and write a detailed paragraph based on their experience.



Topic- Materials

In Science this term the children will be continuing to explore their new topic of **materials**.

In **week 4** they will be Learning to explain whether a material is suitable based on its properties and the role of the object.

For example:

Would glass be a suitable material for a hammer?

You can help your child to prepare for our materials topic by discussing with them, why different materials are used for different purposes and explaining how their properties make them suitable.

For example:

Cutlery is made from metal because it is durable and lasts a long time, waterproof so they are easy to clean and smooth so they do not scratch our mouths.



Watch the link below for helpful examples of how materials can be changed:

<https://www.youtube.com/watch?v=9cix3gUABP0>



Next Week in Year 2 Week Beginning 24th January 2022



Would chocolate be a suitable material for a teapot?



P.E.

We have two PE sessions each week.

Turquoise – Tuesday & Friday afternoon

Indigo – Monday & Thursday afternoon

Amber – Monday & Thursday afternoon

Please note a change to our PE session beginning from this week:

This term the children will be having lessons in Fitness and Dance.

Please ensure your children have the necessary kit for these activities, which will consist of **black leggings or**

Fitness



Next Week in Year 2 Week Beginning 24th January 2022



shorts and a plain white t-shirt for Dance.

For Fitness, it is advised that due to the weather at this time of year, you are advised to provide warm clothing and suitable footwear such as trainers for your child as these lessons will all be outdoors.

In DT, the children will start to build a Moon Buggy based on their design. When building they will need to remember:

- It must travel over dust and rocks
- There must be a place for the astronaut to sit
- Have equipment for beaming images back to Earth
- Have a place to store moon rock samples

The children will continue to have examples as a guide but will be primarily using their plan from their design sheet. They will use what they know about different materials to decide their suitability for each part of their structure. **This is so exciting!**



Dance






Next Week in Year 2 Week Beginning 24th January 2022



To help prepare your children for this lesson, watch the clip below to get some helpful tips:

<https://www.youtube.com/watch?v=RGMady6mMgk>



Please find below a copy of the Year 1 and Year 2 common exception words that you can practise with your child to support their learning.



Next Week in Year 2
Week Beginning 24th January 2022



Year 1 Common Exception Words

the
a
do
to
today
of
said
says
are
were
was

is
his
has
I
you
your
they
be
he
me
she
we

no
go
so
by
my
here
there
where
love
come
some

one
once
ask
friend
school
put
push
pull
full
house
our

Year 2 Common Exception Words

door	child	cold	pretty	grass	improve	whole	half
floor	children	gold	beautiful	pass	sure	any	money
poor	wild	hold	after	plant	sugar	many	Mr
because	climb	told	fast	path	eye	clothes	Mrs
find	most	every	last	bath	could	busy	parents
kind	only	great	past	hour	should	people	Christmas
mind	both	break	father	move	would	water	everybody
behind	old	steak	class	prove	who	again	even



Next Week in Year 2
Week Beginning 24th January 2022



Please practise spelling our words of the week and look out for any phonic sounds that need extra practise **in your child's reading books.**

Words of the week:

Autumn term 1- only, children, door, wild, most, floor, poor, climb, again, because, both.

Autumn term 2- find, mind, behind, any, old, cold, hold, told, cold, Christmas, every, everybody, everyone.

Spring Term 1- people, after, who, why, what, how, where, which when

Spellings and Handwriting: We will continue to practise these weekly.

Welcome back everyone!

Mrs Kelly, Mrs Ferguson and Miss Smith

The Year 2 Team






















Next Week in Year 2
Week Beginning 24th January 2022



My Phase 3 Sound Mat

j 	v 	w 	x 	y 	z 	zz 	qu 		
ch 	sh 	th 	ng 	ai 	ee 	igh 	oa 		
oo 	oo 	ar 	or 	ur 	ow 	oi 	ear 		
air 	ure 	er 							

My Phase 5 Sound Mat

ay 	ou 	ie 	ea 	oy 	ir 	ue 	ue 
aw 	wh 	ph 	ew 	ew 	oe 	au 	ey 
a-e 	e-e* 	i-e 	o-e 	u-e 	u-e 		

*even



Next Week in Year 2
Week Beginning 24th January 2022



My Phase 4 Sound Mat

st  starfish	nd  hand	mp  lamp	nt  tent	nk  ink	ft  gift	sk  tusk	lt  belt
lp  help	lf  shelf	lk  milk	pt  script	xt  text	tr  tree	dr  drawing	gr  grandpa
cr  crab	br  brush	fr  frog	bl  blackberry	fl  flag	gl  glasses	pl  plane	cl  clown

My Phase 4 Sound Mat


sl  sleep	sp  spade	tw  twins	sm  small	pr  printer	sc  scarf	sk  skunk	sn  sniff
nch  bench	scr  screw	shr  shrew	thr  thread	str  string			



Next Week in Year 2
Week Beginning 24th January 2022



My Phase 5 Sound Mat

ay 	ou 	ie 	ea 	oy 	ir 	ue 	ue 
aw 	wh 	ph 	ew 	ew 	oe 	au 	ey 
a-e 	e-e* 	i-e 	o-e 	u-e 	u-e 		

 visit [twinkl.com](https://www.twinkl.com)

*even

Handwriting

The break letters Joins are never made after the letters in this group. No join is ever made to or from the letter z. A small space should be left after each break letter so that it is spaced as evenly as the joined letters.

j, g, x, y, z, b, f, p, q, r, s