


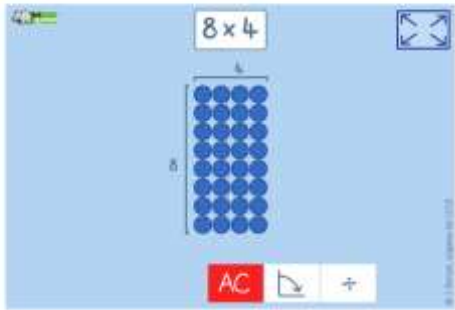
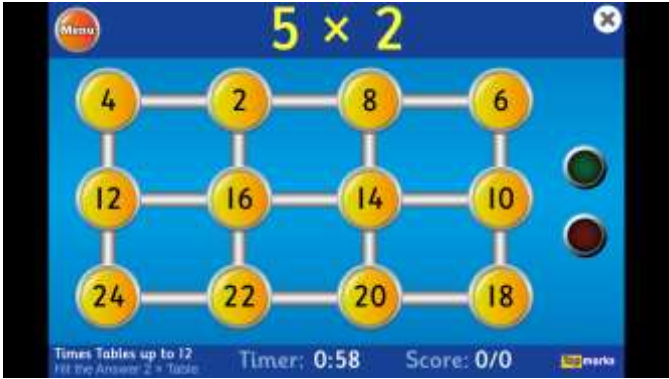




Next Week in Year 2 Week Beginning 10th January 2022



Welcome to Year 2! 'Space Explorers' Wednesday 19 th January 2022- Trip to the Greenwich Planetarium.	
What we will be doing in school	How you can help at home
<p style="text-align: center;"><u>Maths-</u></p> <p>This week Year 2 will be continuing with our multiplication topic. At the start of the week, the chn will become familiar with the symbol for multiplication as well as the terminology, for example;</p> <p style="text-align: center; color: red;"> 4×5 Is the same as 4 rows and 5 columns Or 5 rows and 4 columns </p> <div style="display: flex; justify-content: space-around; align-items: center;">   </div> <p>To finish off the week the chn will be looking at the 2- and 10-times tables and matching them to a matching array. For example:</p>	<p style="text-align: center;">Times Table games!</p> <p style="text-align: center;">You can help your child prepare for the topic by playing the game below:</p> <div style="text-align: center;">   </div> <p style="text-align: center;"> https://www.ictgames.com/mobilePage/arrayDisplay/index.html </p> <div style="text-align: center; margin-top: 20px;">  </div> <p style="text-align: center;"> Top Marks- Hit the button game for more multiplication practise: https://www.topmarks.co.uk/maths-games/hit-the-button </p>



Next Week in Year 2 Week Beginning 10th January 2022



1.2 Use knowledge of 2 using the array strategy to help to calculate 10	
	$2 \times 1 =$
	$2 \times 2 =$
	$2 \times 3 =$
	$2 \times 4 =$
	$2 \times 5 =$
	$2 \times 6 =$
	$2 \times 7 =$
	$2 \times 8 =$
	$2 \times 9 =$
	$2 \times 10 =$

English

This week the children will be continuing to immerse the children into our new Space Explorers topic!



This week in English the children will be looking at poetry with a grammar focus on similes. They will learn the 'Moon Poem' and be able to understand and generate their own similes to describe the moon in detail.

You can help your child prepare for our new topic by asking them to complete the home learning activity below:

Go out and have a look at the moon!

LO: To be able to create a mind map of adjectives to describe the moon.



Create a mind map for the moon using adjectives or expanded noun phrases.

For example:

Round, misty moon

Patchy

Rocky

Shiny, luminous moon



Next Week in Year 2 Week Beginning 10th January 2022



For example;
The moon is like a
sparkly disco ball

It glows in the sky like a
firefly

Topic- **Materials**

In Science this term the children will be exploring their new topic of **materials**. In week 2 they will be learning about the properties of different materials by sorting a range of objects into groups. The children will expand their vocabulary and understanding of the many properties of these materials. For example: **Some of the properties of glass are being transparent, waterproof and stiff.**

You can help your child to prepare for our materials topic but exposing them to the vocabulary we will be using in class to identify materials, their properties and what their uses are.

For example, the material of these straws are made of paper. We use straws to suck up **liquids** from **bottles**. Their properties are **bendy, absorbent and flexible**.



Watch the link below for more helpful examples of the properties of materials:

<https://www.yout-ube.com/watch?v=AhrZ7bTwQ54>



Next Week in Year 2
Week Beginning 10th January 2022



P.E.

We have two PE sessions each week.

Turquoise – Tuesday & Friday afternoon

Indigo – Monday & Thursday afternoon

Amber – Monday & Thursday afternoon

Please note a change to our PE session beginning from this week:

This term the children will be having lessons in Fitness and Dance.

Please ensure your children have the necessary kit for these activities, which will consist of black leggings or shorts and a plain white t-shirt for Dance. For Fitness, it is advised that due to the weather at this time of year, you are advised to provide warm clothing and suitable footwear for your child as these lessons will all be outdoors.

In DT, the children will be thinking about the design and mechanisms of a Lunar buggy work to allow it to complete its intended purpose. They will investigate how the

Properties of

MATERIALS

Lunar buggies are an essential piece of 'kit' for exploring other planets or moons. Astronauts do not always know what to expect on different planets so must plan their designs carefully to cover all sorts of different terrain. Therefore, having



Next Week in Year 2 Week Beginning 10th January 2022



moon buggies are able to manoeuvre across the difficult and unpredictable terrain of surface of other planets. They will be focusing on the mechanism of the wheels and the axle.

appropriate wheels is an important aspect of any Lunar buggy. Watch the clip below for your child to develop a better understanding of how wheels work.



https://www.youtube.com/watch?v=q7c2j2MzD_E

Please find below a copy of the Year 1 and Year 2 common exception words that you can practise with your child to support their learning.



Next Week in Year 2 Week Beginning 10th January 2022



Year 1 Common Exception Words

the
a
do
to
today
of
said
says
are
were
was

is
his
has
I
you
your
they
be
he
me
she
we

no
go
so
by
my
here
there
where
love
come
some

one
once
ask
friend
school
put
push
pull
full
house
our



Year 2 Common Exception Words

door	child	cold	pretty	grass	improve	whole	half
floor	children	gold	beautiful	pass	sure	any	money
poor	wild	hold	after	plant	sugar	many	Mr
because	climb	told	fast	path	eye	clothes	Mrs
find	most	every	last	bath	could	busy	parents
kind	only	great	past	hour	should	people	Christmas
mind	both	break	father	move	would	water	everybody
behind	old	steak	class	prove	who	again	even





Next Week in Year 2
Week Beginning 10th January 2022



Please practise spelling our words of the week and look out for any phonic sounds that need extra practise **in your child's reading books.**

Words of the week:

Autumn term 1- only, children, door, wild, most, floor, poor, climb, again, because, both.

Autumn term 2- find, mind, behind, any, old, cold, hold, told, cold, Christmas, every, everybody, everyone.

Spring Term 1- people, after, **who, why, what**





























Spellings and Handwriting: We will continue to practise these weekly.

Welcome back everyone!

Mrs Kelly, Mrs Ferguson and Miss Smith

The Year 2 Team

My Phase 3 Sound Mat

j 	v 	w 	x 	y 	z 	zz 	qu 
ch 	sh 	th 	ng 	ai 	ee 	igh 	oa 
oo 	oo 	ar 	or 	ur 	ow 	oi 	ear 
air 	ure 	er 					



Next Week in Year 2
Week Beginning 10th January 2022



My Phase 4 Sound Mat

st  starfish	nd  hand	mp  lamp	nt  tent	nk  ink	ft  gift	sk  tusk	lt  belt
lp  help	lf  shelf	lk  milk	pt  script	xt  text	tr  tree	dr  drawing	gr  grandpa
cr  crab	br  brush	fr  frog	bl  blackberry	fl  flag	gl  glasses	pl  plane	cl  clown



My Phase 4 Sound Mat

sl  sleep	sp  spade	tw  twins	sm  small	pr  printer	sc  scarf	sk  skunk	sn  sniff
nch  bench	scr  screw	shr  shrew	thr  thread	str  string			





Next Week in Year 2
Week Beginning 10th January 2022



My Phase 5 Sound Mat

ay 	ou 	ie 	ea 	oy 	ir 	ue 	ue
aw 	wh 	ph 	ew 	ew 	oe 	au 	ey
a-e 	e-e* 	i-e 	o-e 	u-e 	u-e 		

twinkl www.twinkl.com

*even

Handwriting

The break letters Joins are never made after the letters in this group. No join is ever made to or from the letter z. A small space should be left after each break letter so that it is spaced as evenly as the joined letters.

j, g, x, y, z, b, f, p, q, r, s