






Year One Newsletter

Week Beginning: 9th May 2022

Topic: Nature Detectives

End of Topic Question:

Which plants and trees would you put into the new wildlife garden and why?


What's Happening Next Week:	How You Can Help at Home:
<p style="text-align: center;"><u>English</u></p> <p>Next week, we will go from 'Clean Up' to 'Tidy', another text with a focus on litter...but with a twist! Pete the badger thinks he is doing the right thing by tidying the forest, until he goes too far!</p> <p>Children will 'hot seat' the character Pete, writing and asking him questions about his obsessive tidying!</p> <p>Children will grow their vocabulary and use topic words such as habitat, leafy, trunk, branches, roots, blossom, leaves, autumn and spring to describe the changing settings in the story, describing how it looked at the beginning and how it looked after Pete got carried away tidying!</p> <p>They will finish by writing a letter to Pete, learning about and using the pre-fix 'un' to tell the character how he has unintentionally been rather un-helpful and over tidied the woods, ruining the animals habitat!</p> 	<p style="text-align: center;">This text is all about the forest!</p> <p>We will be using adjectives to describe the forest setting in lesson 3.</p> <p>Why not try to explore a forest or green area in your local area this weekend and see what you can see/feel/hear. Make a list of these things!</p> <p>What adjectives could you use to describe them?</p> <p style="text-align: center;">Which animals do you think live here?</p> <p style="text-align: center;">Where might their homes (habitats) be?!</p>  <p style="text-align: center;">Send in any photos and lists to class dojo!</p>
<p style="text-align: center;"><u>Phonics</u></p> <p>This week children will re-visit the sounds...</p> <p>ea head ir bird ou cloud oy toy</p> <p><u>Tricky words:</u> any many who whole two</p> 	<p>We have been 'Growing the Code!' Which means children now know many graphemes (written letters/spellings) for the same phoneme (spoken sound).</p> <p>Our 'grow the code' sound mat will be posted onto Class Dojo this week. See how many sounds your child can now recognise!</p> <p style="text-align: center;">Can they sound talk and spell words with a chosen sound?</p>

Grow the Code grapheme mat:



Maths – Arrays and Doubles

We will be starting to look at arrays next week. This is the beginning of multiplication. An array is a series of row and columns that visually lays out a multiplication. So, 5 x 4 and 4 x 5 would look like this:



The children will begin by focusing on rows (they go along), then columns (they go up), before using some pre-generated arrays to answer simple questions. Then we will round out the week with using Numicon to make double of numbers to 10.

Does your child know their doubles to 10?

Here's a song to help:

<https://www.youtube.com/watch?v=SH05lyHGGV0>



Science – Spring weather data analysis

Throughout the week the children will continue to collect data on spring. The children will have their own 'Spring Weather Booklet' where they will record the weather, sunrise/set, day length and - using a thermometer – that day's temperature.

On the Friday, the children will look back at the data we have collected over the past weeks and see what we can learn about spring weather.

Please send in photos, via Dojo, of the seedlings you took home so we can see how they have grown!



Art - Practising printing

In art, if they haven't already done so, the children will finish off their printing tool by carefully gluing the string onto their design. We will then be practising printing onto paper using our block and a roller.




Computing – Adding and changing text

This week we will continue our PowerPoint presentation on Ladywell trees. The children will be shown how to add animation and transitions to their presentations.

Keep practising those mouse and keyboard skills at home with your child – even using the mousepad on a laptop will be beneficial. Paint is a great program for your child have fun with whilst brushing up on these skills. You could also allow your children to get more familiar with PowerPoint. Any practise will be hugely valuable when enter the computing suite in the near future.

PSHE – Feelings

In PSHE, we will, in a gentle and appropriate manner, learn about change, loss and the feelings associated with it. We will be reading the book Dogger and seeing how Dave copes with the loss of his favourite toy.



PE

The children will have two sessions of PE during the week.

In their first session they will focus on **athletics**. During their second session the children will develop their **fitness**.

Please make sure your child has their PE kit in school ready to get changed for their PE sessions.



Keep fit at home too! Remember to use the many resources and ideas on the **Get Set 4 P.E** website (activities can be found in the 'Active Families' section)!

Why not work on your child's throwing accuracy and spring spellings at the same time with the below activity!

Spell it out 

What you need: Post it notes, a pen and a ball or pair of socks

How to play:

- Write a letter of the alphabet on each post it note and stick them to a wall.
- Begin 3m away and throw your ball to hit the letters and spell the following words...SUN, SPRING, FLOWER, RAINBOW
- Then have a go at making your own word.
- Have someone else with you? Can they guess your word?
- Playing against someone else? Who can spell the words in the quickest time?

 **Point your fingertips in the direction of your target after you have thrown.**

Have a lovely weekend all.

The Year 1 team 😊