





Next Week in Reception
Week Beginning 3rd October 2022

What we will be doing in school	How you can help at home
<p style="text-align: center;"><u>Topic - Super Me, Super You!</u></p> <p>This week we will continue our topic by thinking about our friends. We will be talking about making friends, what makes us a good friend and who our friends are so far.</p> 	<p>Talk to your child about their friends both at school and outside of school. What shared interests do they have? What makes them a good friend? How can they be better friends? Is there anyone in their class who they haven't played with yet? What can they do to try to make friends with someone new?</p>
<p style="text-align: center;"><u>Maths</u></p> <p>We will closely explore numbers from one to three and compare quantities. We will also explore circles and triangles.</p>  	<p>Encourage your child to look around for groups of one, two or three objects, for example, a pair of socks.</p> <p>When you are out and about, ask your child how many circles and triangles they can see around them, for example, road signs.</p>
<p style="text-align: center;"><u>Phonics</u></p> <p>We will practise orally blending with the new graphemes (sounds) for this week.</p> <p>New sounds: ck e u r</p>  <p><u>New tricky (sight) word: I</u></p>	<p>Encourage your child to take the lead in games, for example, how many words beginning with g can you think of in one minute? Next, let them have a turn!</p> <p>Write graphemes (sounds) on pieces of paper and place them on cushions. Your child can jump to the correct cushion when you say the grapheme.</p>

Next Week in Reception Week Beginning 3rd October 2022

Sounds learnt so far: s, a, t, p, i, n, m, d, g,
o, c and k.
Tricky word learnt so far: is

Additional learning

We will practise using bikes and scooters to develop our gross motor skills.

Independent activities

Here are some of the independent activities your child could engage in.



Creating friendship bracelets.



Creating pictures of our friends' faces using playdough and different resources such as wool and googly eyes.



Discussing how we have changed as we play with baby dolls in our home corners.

Reading

Please send your child's reading books in with them every day.

Clothing and bottles

Please make sure your child's name is clearly labelled on all clothing and water bottles. This will reduce time lost to finding mislaid clothes.

Next Week in Reception

Week Beginning 3rd October 2022

Little Wandle - Letters and Sounds
Reception Phonics Home Learning



Phase 2 - Autumn 1 Week 4
Focus - Phonemes ck / e / u / r

Please support your child to practise and reinforce the phonemes and graphemes we are learning in school. More information and support can be found on the Little Wandle website - <https://www.littlewandlelettersandsounds.org.uk/resources/for-parents/>

Phonemes we will be focusing on this week in school -



Pronunciation Phrase - ck

Open your mouth into a little smile; make your tongue flat and move it up towards the top of your mouth to say c c c

Stretch 10x -
10x c c c, 10x ck ck



Pronunciation Phrase - e

Open your mouth wide and say e e e



Pronunciation Phrase - u

Open your mouth wide and say u u u



Pronunciation Phrase - r

show me your teeth to make a rrrr sound rrrr

We will be orally blending words. Can you hear the phonemes in these words? Can you listen and then repeat the word?

s - o - ck

p - a - ck

p - e - t

m - u - d

r - e - d

d - u - ck

We will be practising tricky words. Can you spot the tricky part of the word?

l

is