



This is the Year One Newsletter

Summer Term – Week Beginning: 24th April

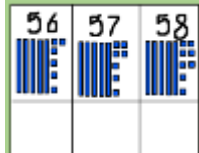
Topic: Nature Detectives

End of topic question ‘Which plants would you plant in the new planters and why?’

What’s Happening Next Week:	How You Can Help at Home:
<p style="text-align: center;"><u>English</u></p> <p>This week, as part of our Nature detectives topic, the children will use the story Clean Up by Nathan Bryon. The story has a strong, positive message about the impact one person can make when it comes to improving their local environment. We’ll be returning to that theme in coming weeks, but this week, we’ll be using the story to introducing how to use question marks. The children will be thinking about the questions characters in the story will be asking themselves, like ‘How could I help this turtle?’ or ‘How can I clean all this up by myself?’</p> 	<p>We’ll be starting the week by getting the children to come up with some ‘silly’ questions to practise using question marks.</p> <p style="text-align: center;">What silly questions could your child come up with?</p> <p style="text-align: center;">How much custard would it take to fill a toilet?</p> <p style="text-align: center;">How many hamsters would it take to pull a car?</p> <p style="text-align: center;">How much jelly could you get in a shoe?</p> <p style="text-align: center;">How big would a dog have to be before you could ride it?</p> <p style="text-align: center;">How much cake would you need to eat before it came out of your ears?</p> <p style="text-align: center;">Would you like more legs or more arms?</p> <p style="text-align: center;">Have your child write down any questions they come up with.</p>
<p style="text-align: center;"><u>Phonics</u></p> <p>This week children will re-visit the following sounds...</p> <p style="text-align: center;">ie pie</p> <p style="text-align: center;">i-e time</p> <p style="text-align: center;">o go</p> <p style="text-align: center;">o-e home</p> <p style="text-align: center;">Tricky words:</p> <p style="text-align: center;">were one says here today</p> 	<p>Can you spot these spellings of those sounds in any of the books you’re reading this weekend?</p> <p>Can your child put some of the tricky words into a sentence or two?</p>

Maths – Ordering numbers to 100, one more and one less than 100

Next week we'll be building on this week's place values lessons. We'll be representing numbers from 50 to 100 with Base 10 and drawings of Base 10. We will be partitioning numbers from 50 to 100 to show how many tens and ones they are made up of. Towards the end of the week we will be finding one more and one less, as well as comparing numbers between 50 and 100.



If you gave your child a random number between 50 and 100 could they tell you one more or one less instantaneously? Try this with some numbers that don't end in 0 or 9. If it's pretty easy, try numbers like 60 or 89, these can be harder to have instant recall for.

Science – Spring

This week we will be learning about Spring. We will use our knowledge of Spring to create the next part of our seasonal tree. We will be designing the tree appropriately for the season and filling the trunk with the correct seasonal vocabulary. Later in the year we will be creating the tree for summer and bringing all trees together to create the below.



How many spring flowers can you see blooming in our local area? What are they called? Can your child carefully draw, name and label these flowers?

You might want to press a small number of these spring flowers. We'd love to see how they look via Dojo if you do.



Art – Designing our Print

Last week we learnt about William Morris, Georgia O'Keeffe and their artwork. In this week's lesson the children will draw their own print design, inspired by Morris and O'Keeffe. After improving and settling on a design the children will draw it onto a piece of cardboard that will later function as their printing block.

When outside, can your child spot any spring plants that could inspire their print design?

Don't forget to send in your Spring half term challenge pictures for us to display in the hall.



Geography – What is in our School?

We will be looking at aerial photos of our class and our school. After we have looked at the aerial photos, we will see if we can find the locations and objects ourselves as we head out to do some fieldwork around the school.



Follow the link below to see Honor Oak Park from above! Can you recognise anything from this view? Can you spot the train station? Park? School? Kings Ground? Cars? Buses? One Tree Hill?

<https://earth.google.com/web/search/honor+oak+park/@51.44897535,-0.04519843,40.17017513a,468.10643182d,35y,-0h,0t,0r/data=CigiJgokCYCQdcU4QUJAEeTlqVAnLQrAGRjiBCZsOkBAIYx-YaTbo1jA>



Computing – Group and Count

As we continue our new 'Grouping Data' unit, the children will begin to think about grouping objects based on what the objects are along with counting a small number of objects before they group them. The children will also begin to learn that computers require information from them to perform tasks.



Similar to the last task continue to think about what have you got at home that you could sort into groups but make it harder by mixing objects and counting them. Will your child count them all or group similar objects then count them up. Send in any pictures through Dojo of any sorting you do.

PSHE – Feelings

Children will learn about good and not so good feelings. We will build a vocabulary that we can use to describe our feelings to others. We will think about where we might feel feelings in our body and what colours can represent different feelings.

As you read with your child at home, ask them how characters might be feeling during certain parts of the story. Is this a positive or negative feeling?



Have a lovely weekend all.

The Year 1 team 😊