



Year One Newsletter



Week Beginning: 15th May 2023

Topic: Nature Detectives

End of Topic Question:


Which plants would you put into the new planters and why?

Mental Health Awareness Week May 15th – 21st activities will take place this week. Do look out on class dojo for the activities we are doing with our classes.

What's Happening Next Week:	How You Can Help at Home:
<p style="text-align: center;"><u>English</u></p> <p style="text-align: center;"><u>Poetry</u></p> <p>Next week the children will work throughout the week towards making a poem. They will use the story 'We are water protectors' to firstly consider the many ways in which we experience and use water. They will listen to sound clips of water which they will use to generate words to describe the sounds and movements of water. Then they will use these words to build onomatopoeic sentences to create a poem.</p> 	<p style="text-align: center;">This text is all about the water!</p> <p style="text-align: center;">Talk about the uses of water in your home.</p> <p>Have your child go on a water search around the home. Where are there sources of water? How do we use this water? Where has this water come from?</p> <p>Have your child write a list of all the water sources in the home that they find! Then discuss where else they have experienced and used water...</p> <p style="text-align: center;">Swimming pool, sea, paddling pool....</p> <p style="text-align: center;">How big will your list become?</p> <p>Bring it into school with you on Monday – this will really contribute to our first English lesson!</p>
<p style="text-align: center;"><u>Phonics</u></p> <p>This week children will re-visit the sounds...</p> <p style="text-align: center;"> i tiger a paper ow snow u unicorn </p> <p>Tricky words: two eye thought through friend</p> 	<p>How many of these sounds can you spot in any of the books you read this week?</p> <p>How many of the tricky words can you get into a sentence? Can your child get all of them into a single sentence?</p>
<p style="text-align: center;"><u>Maths – Division</u></p> <p>Where the children looked at different groups, adding equal groups and arrays last week, this</p>	<p style="text-align: center;">Keep practising counting on and back in 2s, 5s and 10s!</p>

week will see them looking at making equal grouping by grouping and then making equal groups by sharing.

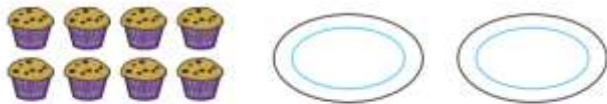
Complete the sentences to match the pictures.



There are _____ altogether.

There are _____ equal groups of _____

Share the muffins equally between the 2 plates.




Complete the sentences.

There are _____ muffins.

They are shared equally between _____ plates.

There are _____ muffins on each plate.



Science – Flowering Plant Comparisons

This week we will look at two different types of flowering plants. The children will observe the two plants and compare their stems, leaves, flowers and petals.



Head out for a nature walk in our lovely spring sunshine. Can you spot any flowering plants? How are they the same? How are they different?



Art – Practising printing

In art, if they haven't already done so, the children will use their printing block to create a repeating pattern. They will use special printing equipment - a roller and sticky ink. They will be comparing their designs to the work of William Morris and Georgia O'Keeffe.



Computing – Comparing Groups

This week the children will choose how they want to group different objects by properties. They will begin to compare and describe groups of objects, then they will record the number of objects in each group.



With this lesson taking place in the computing suite this week where possible do get your child practising their computer skills as a refresher as we have not been in the computing suite recently. Keep practising those mouse and keyboard skills at home with your child – even using the mousepad on a laptop will be beneficial. Any practise will be hugely valuable.

Geography – Key Design

This week the children will be thinking about what features they would want in the wildlife garden if they got the chance to design it as we know there are going to be new planters going in there. They will then draw symbols for these features that will later go in a map key.

Follow this link to see the map. Can you spot the compass to consolidate the learning from last week? Can you find the different features listed in the key on the map?



<https://www.thinglink.com/scene/966320910766178306>

RE – Churches

This week we will be starting our RE focus on Christianity. We will be looking churches, how Christians use them and what events can happen inside them.

Feel free to share any experiences you and the children have had with churches via dojo.



Have a lovely weekend all.

The Year 1 team 😊