



# Next Week in Reception

## Week Beginning 20<sup>th</sup> November 2023

What we will be doing in school	How you can help at home
<p><b><u>Topic - We're Going on a Bear Hunt</u></b>            We will find out more about real bears. The children will ask and write questions about what they want to find out about bears. Then, we will research to find out the answers using information books and the internet. We will be learning about different kinds of bears, where they live (habitats and countries) and what they eat.</p>	<p>Try reading some information books at home. Look at the contents page and explore how to use it. Talk about other animals and their habitats. Look at a globe or atlas to talk about where different countries are around the world. Talk about and use question words: where, when, what, why, who, how. Look out for questions and question marks in books, magazines, newspapers, etc.</p>
<p style="text-align: center;"><b><u>Maths</u></b></p> <p>We will learn about time. We will learn the days of the week and the months of the year. We will discuss our daytime and night routines.</p> 	<p>Talk to your child about their daily routines. What do they do? When?</p> <p>Which activities do they do on different days of the week? For example, swimming on a Thursday or eating fish fingers on a Friday.</p> <p>Which month is their birthday in? When do your special celebrations happen?</p>
<p style="text-align: center;"><b><u>Phonics</u></b></p> <p><b>New graphemes:</b> sh, th, ng, nk  <b><u>New tricky words:</u></b> she, push, he, of</p> <p><u>Graphemes learnt so far:</u> s, a, t, p, i, n, m, d, g, o, c, k, ck, e, u, r, ll, ff, j, ss, v, w, x, y, z, qu, ch</p> <p><u>Tricky words taught so far:</u> is, I, the, pull, full, put, as, and, has, his, her, go, no, to, into</p>	<p>You could do a tricky word hunt.</p> <p>Write some tricky words on pieces of paper or post-it notes and hide them all over the house or garden. Ask your child to find and read them and then write them down. They get a point for every word they find and write correctly. Can they find them all?</p>
<p style="text-align: center;"><b><u>Additional activities</u></b></p> <div style="display: flex; justify-content: space-between; align-items: center;"> <div data-bbox="145 2107 1029 2145"> <p>We will begin to make Christmas decorations for the school hall.</p> </div>  </div>	


## Next Week in Reception

### Week Beginning 20<sup>th</sup> November 2023



We will create pictures of polar bears.

On Thursday, as part of "Cut Your Carbon Month", we will be taking part in an interactive story time with Sarah Roberts, author of Somebody Woke Wilson.




If you have any unwanted maps of the local area, London or the we would really appreciate them.

Thank you ☺

# Next Week in Reception

## Week Beginning 20<sup>th</sup> November 2023

<b>Little Wandle - Letters and Sounds</b> <b>Reception Phonics Home Learning</b>	
<b>Phase 2 - Autumn 2 Week 4</b> <b>Focus - Phonemes sh / th / ng / nk</b>	

Please support your child to practise and reinforce the phonemes and graphemes we are learning in school. More information and support can be found on the Little Wandle website - <https://www.littlewandlelettersandsounds.org.uk/resources/for-parents/>

**Phonemes we will be focusing on this week in school -**



**Pronunciation Phrase - sh**  
Show me your teeth and push the air out shshshshsh

**Digraph (sh) -**  
two letters, one sound

**Formation Phrase - sh**  
s - Down the snake from head to tail  
h - Down, up and over the helicopter



**Pronunciation Phrase - th**  
**Voiced:** Tongue on your teeth, teeth almost closed to make a 'buzzing' th  
**Unvoiced:** Tongue on your teeth and push the air out th

**Digraph (th) -**  
two letters, one sound

**Formation Phrase - th**  
t - Down the tiger and across its neck  
h - Down, up and over the helicopter



**Pronunciation Phrase - ng**  
Open your mouth a bit and then use your tongue at the back of your mouth to say ng ng ng

**Digraph (ng) -**  
two letters, one sound

**Formation Phrase - ng**  
n - Down, up and over the net  
g - Round the goat's face and curl under its chin



**Pronunciation Phrase - nk**  
Open your mouth a bit and then use your tongue at the back of your mouth to say ngk ngk ngk

**Digraph (nk) -**  
two letters, one sound

**Formation Phrase - nk**  
n - Down, up and over the net  
k - Down the kite, up to the top corner and down to the bottom corner

**We will be reading sentences.** *Can you spot any tricky words? Can you segment and blend the words and look out for this week's phonemes?*

I go to the shell shop.

Can a moth quack?

The big bell can ring.

Her top has pink and red dots.

**We will be reading and writing words.** *Can you spot segment and blend these words and spot this week's phonemes?*

shell

dish

this

moth

ring

thing

pink

sink

**We will be practising tricky words.** *Can you spot the tricky part of the word?*

she

he

of

go

no

**Next Week in Reception**  
**Week Beginning 20<sup>th</sup> November 2023**