

Next Week in Reception

Week Beginning 8th January 2024



Reminders:

Drop off is between 8.45-8.55. After this, the Reception gate will be closed and children will need to be taken to the office to be signed in.

Please do not open the gate once it is closed.

Please send in your child's P.E kit ready for P.E on Wednesday.

"Scooter bling" workshops with Zara - Children will need to bring scooters in on their designated day this week and park them in the reception playground in the clearly marked area. Watch out for Dojo updates confirming your class training day! If you do not own a scooter, one will be provided for you.




What we will be doing in school	How you can help at home												
<p style="text-align: center;"><u>Topic -On the Move</u></p> <p>Our new Topic will be On the Move. We will focus on different modes of transport. We will think about how we move around our local environment.</p> <div style="text-align: center;">  </div>	<p>During the school holidays, talk about ways we get around, locally and when travelling further away.</p> <p>Perhaps you could explore how a mode of transport has changed throughout history.</p>												
<p style="text-align: center;"><u>Maths</u></p> <p>We will explore how to make different numbers, for example, adding 3 and 2 or 4 and 1 can make five.</p> <p>We will be carrying out traffic surveys using tally marks to record what we see.</p> <div style="text-align: center;">  </div>	<p>Ask your child to pick a number between 3 and 10. Using objects such as fruit, can they find different ways to make the number?</p> <p>Talk about the different ways you travel. You could count the cars that pass along your road during five minutes. Look at the colour and the type of vehicles.</p> <div style="text-align: center;"> <table border="1" style="border-collapse: collapse; margin: auto;"> <thead> <tr> <th style="text-align: left;">Vehicles on the road</th> <th style="text-align: left;">Number of vehicles</th> </tr> </thead> <tbody> <tr> <td>Car</td> <td> </td> </tr> <tr> <td>Bike</td> <td> </td> </tr> <tr> <td>Lorry</td> <td> </td> </tr> <tr> <td>Bus</td> <td> </td> </tr> <tr> <td>Motorbike</td> <td> </td> </tr> </tbody> </table> </div>	Vehicles on the road	Number of vehicles	Car		Bike		Lorry		Bus		Motorbike	
Vehicles on the road	Number of vehicles												
Car													
Bike													
Lorry													
Bus													
Motorbike													

Next Week in Reception

Week Beginning 8th January 2024

Phonics

New digraphs: oo, oo, ar, or

oo	 <p>zoom to the moon</p>	<p>Pucker your lips and keep</p> <p>Open your mouth just a bit, put your hand on your tummy, pull your tummy in and say oo oo oo</p>
or	 <p>born with a horn</p>	<p>Make an 'o' with your mouth, push your tongue down and say or or or</p>
ar	 <p>march in the dark</p>	<p>Open your mouth wide, push your tongue down and say ar ar ar</p>

New Tricky Words: **was, you, they**

Graphemes learnt so far: s, a, t, p, i, n, m, d, g, o, c, k, ck, e, u, r, ll, ff, j, ss, v, w, x, y, z, qu, ch, sh, th, ng, nk, ai ee igh oa

Tricky words taught so far: is, I, the, pull, full, put, as, and, has, his, her, go, no, to, into, she, he, push, of, we, me, be

Try a Hide and Seek game with words. You could give clues for your child to work out where each word is hidden! Don't forget to have a go yourself!

Next Week in Reception

Week Beginning 8th January 2024

We will be reading and writing words. Can you spot segment and blend these words and spot this week's phonemes?

zoo	good	bark	pork
room	hook	yard	born

We will be reading sentences. Can you spot any tricky words? Can you segment and blend the words and look out for this week's phonemes?

His food is not hot.	I look at the moon.
The car has lights on in the dark.	The goat has sharp horns.

We will be practising tricky words. Can you spot the tricky part of the word?

was	you	they
-----	-----	------

Additional activities

We will conduct traffic surveys in the local area.



Here are a few of the independent activities your child could engage in.

Creating junk model vehicles. Please send in any small cardboard boxes and tubes.



Creating paintings of different vehicles.

Please collect all empty cardboard tubes over the Christmas period including wrapping paper tubes, kitchen rolls and cling film/foil tubes.

We hope you have a lovely holiday! We look forward to seeing you in the New Year.

The Reception Team