




This is the Year One Newsletter




For Week Beginning: 22nd January 2024



Reminders / Events ☺

Blythe Hill Bird Talk with Zara

Monday afternoon Purple, Tuesday afternoon Green and Thursday afternoon Orange.
1960s Dress Up Theme Day Thursday February 8th

What's Happening Next Week:	How You Can Help at Home:
<p style="text-align: center;"><u>English</u> <u>The 1966 World Cup</u></p> <p>This week, the children will learn about the famous event in 1966, when England won the world cup!</p> <p>The children will become suffix detectives next week – they will look at pictures from the World Cup final and decided which suffix is needed to complete the sentence, EG; ‘Bobby was kick ____ the ball.’ Do they need ‘ing’ or ‘ed’? This will encourage the children to say the sentence out loud and see which suffix sounds right.</p> <p>Here is a video showing the highlights of the match if you fancy having a watch with your child: https://www.youtube.com/watch?v=C0aK2IgORGA</p> <div style="display: flex; justify-content: space-around;">   </div>	<p>Can your child come up with some sentences with words that use the suffixes ‘ing’ and ‘ed’?</p> <p>You can make them as silly as you like – your child could even draw a picture to go with each one.</p> <p>If you'd like to be really advanced, could the sentences tell a very short story?</p>
<p style="text-align: center;"><u>Phonics</u></p> <div style="text-align: center;">  </div> <p><u>This week, we'll be looking at...</u> /u/ o-e o ou - some mother young /z/ se - cheese /s/ se ce - mouse fence</p>	<p style="text-align: center;"><u>Our Tricky Words will be:</u></p> <p style="text-align: center;">thought through friend work</p> <p>How many of these sounds can your child spot in words in their books? Can they use any of these in sentences? They can be as silly as you like!</p>

Maths Number lines to 20

This week we will be exploring one more and one less with our teen numbers. We will be using the book "Animals Aplenty" to help us with this. We will then move on to number lines, refreshing our minds of our number lines to ten and then starting to build them to 20. They will be estimating where numbers would go on an empty number line.

For example:

Estimate where 4 belongs on the number line.



Estimate where 14 belongs on the number line.



One More, One Less...

Feel free to explore some of these online maths games, one more and one less. Start with numbers between 0-10 and then move on to 10-20 numbers. There are options to go beyond if your child wishes too. 😊

<https://www.topmarks.co.uk/maths-games/robot-more-or-less>

<https://www.topmarks.co.uk/learning-to-count/chopper-squad>

Additionally, you could have a go at finding *your own, creative ways* to represent teen numbers!



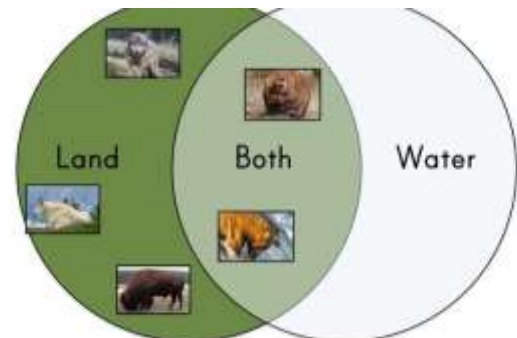
Science – Comparing Animal Groups

Last week we worked hard to learn lots of features of the 5 main animal classification groups. This week we will compare **two animal groups; birds and mammals** to extend and embed this learning.



Have a go at this again...

Do you have any toys animals at home? How many different ways could you group them now that you know more features and ways of classifying animals!



Design Technology - Placemat design

This week we will be starting to make our woven placemats based on our designs.



Your child could practise their scissor skills at home. You or your child could draw some wavy lines on a piece of paper and your child could try and cut along carefully, closely following the line.



Computing – Floor robots

This week the children will predict where given programs will move the robot to. They will make predictions by looking at the commands and matching the program steps to movements.



You could have a go at coding this lego maze with your child.

<https://researchparent.com/coding-a-lego-maze/>



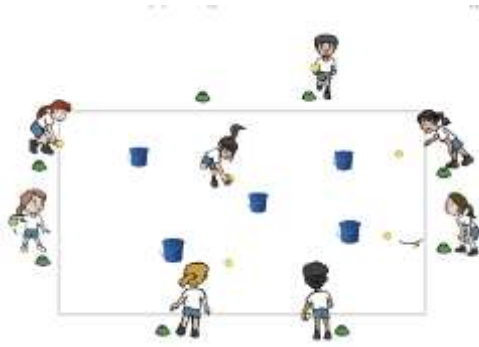
History – Changes to the High Street

This week we will compare high streets in the 60s to high streets now. We will look at photos of modern day shops and think about whether that store, or something similar to it, could have been there in the 60s. We will begin to explore and match products sold in past and present shops.



If you are able, get someone in your family to fill out the 1960s questionnaire or see if there is someone in the family or older family friend to talk to your child about what the 1960s were like over the phone, video call or in person.

PE – Fitness and Sending and Receiving



How is your child with a ball? We'll be using tennis sized balls in a variety of ways in sending and receiving. Practise throwing and catching with them. If they're pretty good, try having them throw a ball into an open container, after every successful throw, move it slightly further away.

PSHE

We will learning about how to keep ourselves safe in different situations. First, we will think about staying safe near water and fire. We will also look at how to stay safe when travelling.



While you are out and about this weekend, talk to your child about how they can stay safe. You could also have a chat about staying safe near water and fire e.g. playing near a pond or candles at home.



Little Wandle - Letters and Sounds Year 1 Phonics Home Learning



Phase 5 - Spring 1 Week 4

Focus - Grow the code: /u/ & se /z/ se /s/ ce /s/ ey /ee/

Please support your child to practise and reinforce the phonemes and graphemes we are learning in school. More information and support can be found on the Little Wandle website - <https://www.littlewandlelettersandsounds.org.uk/resources/for-parents/>

Phonemes we will be focusing on this week in school -

Grow the code: /u/ some mother	young	se	/z/ cheese
se / ce	/s/ mouse fence	ey	/ee/ donkey

We will be reading and writing words. Can you see this week's focus phonemes?

brother	tease	monkey	fence
nothing	love	son	purse
above	honey	praise	young

We will be reading and writing sentences. Can you spot any tricky words? Can you see this week's focus phonemes? Can you read these sentences fluently?

I am gentle when I touch the young puppy.

Please whisper as loud noise will wake the baby.

This horse can leap over a huge fence.

The donkey waits in the valley for its friend, the monkey.

We will be practising tricky words. Can you spot the tricky part of the word?

people your their thought through friend work

We will be spelling words. Can you write these words? Can you use the correct phonemes?

touch won cheese dance key