



Year One Newsletter
Week Beginning: 19th February
Topic: Unique UK



End of Topic Question:

Which UK Capital City should Mrs. Grimes visit and why?

Week 1 - We'll be heading to Ladywell Fields for our Winter Nature Walks: Green on Tuesday, Purple on Wednesday and Orange on Thursday – dress appropriately! Sensible shoes and potentially waterproof coat.

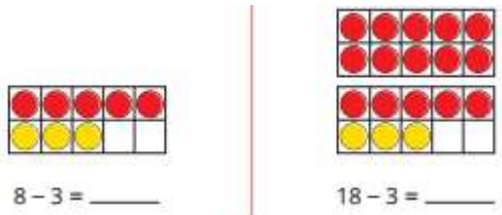
Our London Landmark spotting trip is in Week 2- Thursday 29th Feb

What's Happening Next Week:	How You Can Help at Home:
<p style="text-align: center;"><u>English</u> <u>Coming to England</u></p>  <p>To kick off our Unique UK topic, we'll be reading <i>Coming to England</i> by Dame/Baroness Floella Benjamin. In the book young Floella has some interesting ideas about what England is going to be like. The children are going to write young Floella a letter telling her what she can actually expect. This will help the children think about what England is like in terms of things like weather, houses, food and landmarks.</p>	<p>How would your child describe England or London to someone who had never visited before?</p> <p>How would they describe the buildings or shops? How would they describe the weather? The transport? The people?</p> <p>They could write down their answers in sentences or they could try something a little different and make a poster or even if you have access to enough materials make a collage.</p>
<p style="text-align: center;"><u>Phonics</u> This week, we will be learning...</p> <p>/ur/ or – like work /oo/ u oul – like awful and could /air/ are – like share</p> 	<p>New tricky words that you can learn spelling at home are:</p> <p>oh – their - once - our - laugh</p>


Maths - Subtraction

We'll be looking at some number stories, where the children will use physical representations to help them solve 'first, then now' subtraction number problems. Then we'll move back to number bonds, using ten frames and part whole models to help with subtraction like we did for addition.

They will be thinking about related facts within 10 so if we know $8-3=5$, we also know $18-3=15$.



Over the holidays do continue to look at how well your child know their number bonds of 10. If your child does know the number bonds of 10 off by heart then continue to focus on testing them out of sequence, so if you say 8, they say 2, if you say 4 they say 6 and so on.



Or feel free to see what other number bonds do they know within 10. 😊

Science – Ladywell Walk

We will be walking to Ladywell Fields to observe how the trees we looked at in autumn have changed now we are in winter.



Head out on a nature walk over half term, what can your child notice about the plants and trees they see? They could do some observational drawings if it's not too cold.



Art – Dragon Eye Design

Our next project will be to create a dragon eye out of clay. The children will spend their first lesson looking at examples of dragon eyes, patterns and various tools. They will then draw their dragon eye design.



Your child could paint, model or draw the dragon who's eye we will be making! Will it be large or small? Winged or not? Long and thin or short and round? Will it be friendly or fierce? We'd love to see any finished dragons via Dojo!



Geography – London Walk

We'll be helping to kickstart our Unique UK topic by learning about the countries that make up the United Kingdom and finding them on a map.



As we start to learn about UK geography, now might be a great chance to revisit the world geography we learnt earlier in the year. The game below is a fun way to brush up on oceans and continents knowledge.

[World Continents & Oceans Games - geography online games \(sheppardsoftware.com\)](http://www.sheppardsoftware.com/worldcontinentsand_oceans_games-geography_online_games)



RE – Christianity and Belonging

Within RE this week we will be discussing what it means to belong to and worship within Christianity. We will also look at how people show that they belong and what is special for them about belonging to their Christian faith.

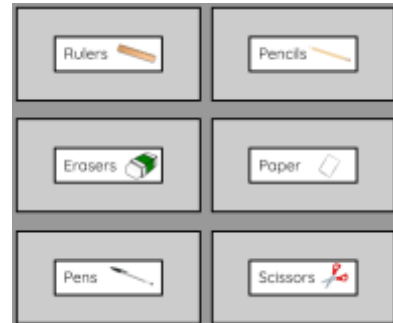


Computing

We will be learning that objects have many different labels that can be used to put them into groups. We will name different objects and begin to experiment with placing them into different groups.



You could create some labels for different toys or their stationery and encourage them to group their things appropriately. This could even help disguise a tidy up session!



Have a lovely half term break. Looking forward to seeing you all on the 19th.

The Year 1 team 😊