



Spring Term 2
 Next Week in Year 2
 W/B 11th March 2024





Year 2

'Rainforest'

Reminders for this week:

- Parent Consultation meetings from Monday 11th March
- Science Week

What we will be doing in school	How you can help at home
<p><u>Maths-</u></p> <p>In maths this week the children will be continuing to explore their fractions topic.</p> <p>They will be completing word problems using the skills they have been taught and will also be learning to count in fractions.</p> <p>At the end of the week the children will have a quiz on fractions and also on arithmetic.</p>	<p>To support your child in their learning at home you could continue take a look at the 'BBC Bitesize' website which explains in detail all about fractions.</p> <p>https://www.bbc.co.uk/bitesize/topics/z3rbg82</p>  <p>You may also wish to practise arithmetic with your child at home using pen and paper or play games using the link below:</p> <p>https://www.topmarks.co.uk/maths-games/5-7-years/counting</p> 



Spring Term 2
Next Week in Year 2
W/B 11th March 2024



You may wish to have a healthy competition between you and your child to see who the Maths Master is!



Good luck to you all!

English



Next week the children will be learning about orangutans and how deforestation is affecting their habitats. We will be writing persuasive letters home to raise money to adopt an orangutan! We really hope this will give children an experience to raise some money for a brilliant cause and we hope to raise enough money to adopt one or more orangutans across the Year 2 cohort.

Have you got any letters at home from friends, family or organisations? Have a look at the language. How do the letters start and end?

Next have a look at

<https://www.worldwildlife.org/species/orangutan>

Ask your child to create a poster about saving the orangutans that will help raise awareness of fundraising money in week 6.





Spring Term 2
Next Week in Year 2
W/B 11th March 2024



Geography

Last week the children learnt all about the layers of the rainforest, understanding key geographical vocabulary to describe what they would find at each layer. Next week, the children will be learning about the animals that live in the rainforest layers and some of the wonderful plants and foods that can be discovered there too!

Can you name these rainforest animals? Have a look at the worksheet below and see if you can name each animal. Perhaps you would like to do some research into one or more of the animals and find out where they live in the rainforest, what they eat and any interesting facts. Make a poster or write some facts down for your class rainforest display board!



Science

In Science this week the children will term, our topic will be **Living things and their Habitats**.

It's all about our ducklings during Science Week as we watch them grow and learn, from hatching from their shell to even experiencing their first paddle in the water.

We will be writing leaflets on duckling care over 2 weeks, beginning with how to look after duck eggs including what you should and should not do!

You could help your child at home by undertaking some research at home that you can share with the class on Monday. Practise internet safety making sure you are working with an adult online.

How long do ducklings stay in their eggs? How long does it take a duckling to hatch?

How many types of duck are there? Can you find out some names of different types of ducks?





Spring Term 2
Next Week in Year 2
W/B 11th March 2024



Art

In art, the children will be sketching their final rainforest design onto their canvas, ready to begin painting the following week. They will be reminded how to sketch properly, for example, only putting minimal pressure on to the canvas so that any mistakes can be rectified easily.



You can prepare your child for this lesson by practising sketching at home and demonstrating how any changes can be made if their pencil marks are light.

PSHE/R.E.

Next week we will be continuing with our current R.E. topic for the term, The Easter Story. This week the focus will be on learning all about the significance of the Cross and will create their own version using their knowledge of the Easter story.



You can prepare your child for this lesson by briefly discussing the Easter symbols they learned about and sketching out a draft design.



Spring Term 2
Next Week in Year 2
W/B 11th March 2024



P.E.

We have two PE sessions each week.

Turquoise – Monday (Indoor) & Friday (Outdoor)

Indigo – Tuesday (Outdoor) & Thursday (indoor)





Amber – Monday (Indoor) & Thursday (outdoor)

This term the children will be having lessons in **Gymnastics** (Indoor) and **Striking & Fielding** (Outdoor). Please make sure your children have appropriate outdoor shoes and appropriate clothing to wear.



Computing

During this lesson learners will become **familiar with the term ‘pictogram’**. They will create pictograms manually and then progress to creating them using a computer. Learners will begin to understand the advantages of using computers rather than manual methods to create pictograms, and use this to answer simple questions.

Colour	Number of People	Total
Red		5
Blue		4
Green		10
Yellow		7

To support your child at home watch the clip below:

https://www.youtube-nocookie.com/embed/urqcYSi_ug0?playlist=urqcYSi_ug0&autoplay=1&iv_load_policy=3&loop=1&start=



Spring Term 2
Next Week in Year 2
W/B 11th March 2024



Spellings for Year 2

Year 2 Common Exception Words						
after	child	every	half	move	plant	whole
again	children	everybody	hold	Mr	poor	who
any	Christmas	eye	hour	Mrs	pretty	wild
bath	class	fast	improve	old	prove	would
beautiful	climb	father	kind	only	should	
because	clothes	find	last	parents	steak	
behind	could	floor	many	pass	sugar	
both	cold	gold	mind	past	sure	
break	door	grass	money	path	told	
busy	even	great	most	people	water	

Mrs Kelly, Mrs Ferguson and Mr Neville
The Year 2 Team