



# This is the Year One Newsletter

Week Beginning: 18th March



Topic: Unique UK

End of Topic Question:



*Which UK Capital City should Mrs. Grimes visit and why?*

## Reminders/ Events

Rocksteady concert Friday 22<sup>nd</sup> **2pm** or **2.30 pm** for those children who go for sessions to perform to their loved ones.

Easter Bonnet Parade Thursday 28<sup>th</sup>

**Y1 Spring Concert after drop off Thursday March 28<sup>th</sup>**

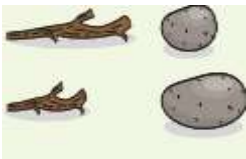
What's Happening Next Week:	How You Can Help at Home:
<p style="text-align: center;"><u>English</u></p> <p>This week we will be heading to Northern Ireland!</p> <p>The children will retell the story of Finn MacCool and the Giants Causeway.</p> 	<p>As this story is about a giant and an even bigger giant during which the smaller giant pretends to be the hugest baby the world has ever seen, we're going to be revisiting the 'er' and 'est' suffixes as part of our writing.</p> <p>Can you find some objects either around your home or in the park you can describe using those suffixes?</p> <p>EG; One stick is long and the other is longer. This teddy is small and the other is smaller.</p> <p>(Whenever we teach these suffixes in Year One, we always use words that don't need root changes, EG; big to bigger needs an extra 'g'. Also we're not teaching the comma before 'but' when joining so we need to avoid that word.)The</p>
<p><u>Phonics</u></p> <p>We're pretty deep into the rarer Spellings by this point in the year. This week children will learn that sometimes ch can make the /c/ or the /sh/ sound. As in...</p> <p style="text-align: center;">ch /c/ - chemist, echo, stomach</p> <p style="text-align: center;">Or</p> <p style="text-align: center;">ch /sh/ - parachute and chef</p> 	<p>Why not try some spellings at home?</p> <p>Try the 'look, say, cover, write, check' method to support your child in remembering these tricky words from the last few weeks. Write the word, let your child see it and say it, then cover it and have them (try to) write it, then uncover and check. If they didn't get it, write it out three or four times.</p> <p style="text-align: center;"> <span style="margin-right: 100px;">many</span> who  any whole  friend because </p>

through people  
thought

### Maths – Length and Weight

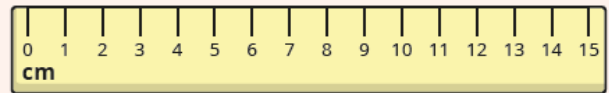
We'll be looking at length and height next week. First off, we'll be comparing objects' lengths using **longer and shorter** to do so, before measuring them with cubes and then later in the week, with rulers. The concept of weight and mass and comparing objects' weights using **heavier and lighter**, will be revisited too.

Write **heavier** or **lighter** to complete the sentence.



The bottle is \_\_\_\_\_ than the can.

Are you doing any cooking this weekend that requires measuring using scales? Explain to your child how much of each ingredient you need and watch the total on the scale goes up as the ingredients are added.



Ask which object is shorter and which is longer.

Why not have your child measure objects around your house with a ruler. They could write down the object's name and its length in cms. Sending in any measuring pics through Dojo!

### Science – Seasons

This week we will continue to make a seasonal tree. We will be creating the winter tree, designing it appropriately for the season and filling the trunk with the correct seasonal vocabulary. Later in the year we will be creating the trees for spring and summer and bringing all four together to create the below.



Start getting that seasonal knowledge flowing with the below clip and quiz!

<https://www.bbc.co.uk/bitesize/topics/zkvv4wx/articles/zcx3gk7>



### Art – Detail and Glaze

The children are in the final stages of their dragon eye project. They have really enjoyed this project and the eyes look fantastic! Our next step is to add some sparkle with glitter and other materials. Finally, we will be adding a protective glaze to the dragon eye.



Your child could paint, model or draw the dragon who's eye we will be making! Will it be large or small? Winged or not? Long and thin or short and round? Will it be friendly or fierce? We'd love to see any finished dragons via Dojo!



### Geography – Northern Ireland

We will continue to learn about the UK and the four countries that form it. This week we will focus on Northern Ireland in our geography lesson. We will learn a whole host of facts about the country—its' capital city, the size of its' population, the surrounding seas, landmarks it contains and more.

Have a go at this game which tests your knowledge of the United Kingdom and Ireland. Do you know what they look like on a map? Do you know the capital of each of these countries?

[https://world-geography-games.com/en/europe\\_uk\\_ireland.html](https://world-geography-games.com/en/europe_uk_ireland.html)

Which one of these 5 countries is not part of the UK?

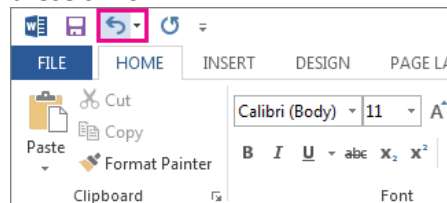


### Computing

This week the children will think about how they can group different objects by properties. They will begin to compare and describe groups of objects, then they will record the number of objects in each group.



Keep practising those mouse and keyboard skills at home with your child – even using the mousepad on a laptop will be beneficial. Paint is a great program for your child have fun with whilst brushing up on these skills.



### PSHE – Keeping Safe


We'll keep exploring how the children can help you to keep them safe. They'll be working through some scenarios in groups figuring out how they can help their families keep them safe.

During the discussions we had at the end of last week it was interesting to hear about different family plans for if things go wrong; like getting lost in a big shop or a museum or what the children would do if they were left on a train or a bus if the doors



closed after their parents got off. It was also interesting to see which children felt they could use their parents' phones to call 999 if faced with an unconscious parent and an emergency.

What plans does your family have?  
You child could make an information poster about your family plans.

<b>Little Wandle - Letters and Sounds</b> <b>Year 1 Phonics Home Learning</b>	
<b>Phase 5 - Spring 2 Week 5</b> <b>Focus - Grow the code</b>	

Please support your child to practise and reinforce the phonemes and graphemes we are learning in school. More information and support can be found on the Little Wandle website - <https://www.littlewandlelettersandsounds.org.uk/resources/for-parents/>

Phonemes we will be focusing on this week in school -					
Grow the code: <b>/c/</b> school	Grow the code: <b>/sh/</b> chef	Grow the code: <b>/s/</b> ss c se ce	Grow the code: <b>/z/</b> zz s se ze	<b>a</b>	
				/o/ wasp	/ar/ father
				/or/ water	/ai/ baking

*We will be reading and writing words. Can you see this week's focus phonemes?*

chemist	parachute	sneeze	princess
small	paper	calm	watch
celebrate	picture	musical	triumphant

*We will be reading and writing sentences. Can you spot any tricky words? Can you see this week's focus phonemes? Can you read these sentences fluently?*

The children shriek as they chase each other through the school!

The loud sneeze woke me up from my snooze!

I use salt and water when I am baking pizza.

I had a colourful caterpillar that turned into a butterfly.

*We will be practising tricky words. Can you spot the tricky part of the word?*

laugh	because	eye	our	once	thought
-------	---------	-----	-----	------	---------

*We will be spelling words. Can you write these words? Can you use the correct phonemes?*

school	freeze	ball	difficult	gigantic
--------	--------	------	-----------	----------

Have a lovely weekend all.

The Year 1 team 😊