



Spring Term 2
 Next Week in Year 2
 W/B 4th March 2024



Year 2

Please sign on ParentPay for our Music trip on Tuesday 19th March.

'Rainforest'

Reminders for this week:

Please bring a glass jar washed out with a lid for our Geography lesson. If you have a spare then please bring these in too.



World Book Day on Thursday 7th March 2024

'Book Swap!'

World Book day is on the 7th March – children can dress as a character from a book on this day! There will also be a book swap – please bring in a book from home that your child no longer wants (no colouring books and must be of a reasonable quality) which they will then swap for a new book to enjoy on World Book Day!

Please bring in your book to donate on Monday 4th of March or as soon as possible after that to allow time to organise and sort before our book swap – thank you!



What we will be doing in school	How you can help at home
<p><u>Maths-</u> This week Year 2 will be continuing with their fraction unit. They will be</p>	<p>You can prepare your child for this lesson by practising what fractions they can see in the world around them. Using food is always a good analogy to explain fractions.</p>

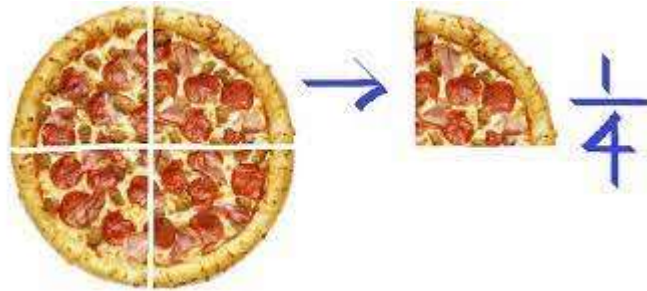


Spring Term 2
Next Week in Year 2
W/B 4th March 2024



learning how to find and recognise three quarters and thirds of numbers as well as reading them as fractions. They will be working practically and pictorially to work out non-unit and unit fractions of numbers and amounts.

You could cut a pizza into equal pieces and discuss with your child what fraction would they like to eat? You could also do this with a piece of fruit and change the amount of pieces. Alternatively, you could ask your child to split their food equally into halves, quarters or thirds. Just remember to use an apron as things could get messy! Have fun!



Watch this video to learn a bit more about fractions!
<https://www.youtube.com/watch?v=362JVVvgYPE>



Count out some dry pasta. E.g. 12. Can children use these practically to find $\frac{1}{2}$, $\frac{1}{3}$ and a $\frac{1}{4}$ of these amounts? Choose different numbers and get the children to count out the pasta pieces first before finding the fraction.



Spring Term 2
Next Week in Year 2
W/B 4th March 2024



English



Next week the children will have some exciting and memorable experiences to write about as we celebrate World Book Day.

On Tuesday, Zara will be baking Fairtrade Banana Bread with Year 2 using Fairtrade ingredients. Yummy!! The children will then be writing their very own instructions for their banana bread to bring home and share with you.

Cooking or Baking at home!

Why not ask your child to help with the cooking or baking at home this weekend? Ask them to read out the equipment needed, the ingredients, and the recipe. What do they notice about the words being used? Is there anything they notice that helps them with the cooking or baking?

Send in some photos of your delicious creations on Class Dojo or in person! We would love to see them!

Mary Berry eat your heart out!



Geography

Next week we will be learning all about the layers of the Amazon rainforest.

This will help support the children when we compare the similarities and differences of One Tree Hill and the Amazon rainforest in week 6.

We will be creating our very own rainforest terrarium using jam jars and vegetation from the wildlife garden. We will discuss each layer and the children will learn geographical vocabulary that is

Here is a fab video all about the four layers of the rainforest. (Please make sure you double check adverts before your child watches the video as it is on YouTube!



https://www.youtube.com/watch?v=blh3Kq9xf_o

Perhaps you would like to have a go at creating your very own rainforest shoebox diorama showing the different



Spring Term 2
Next Week in Year 2
W/B 4th March 2024



important to the tropical rainforest such as: soil, vegetation and wet.

layers of the rainforest. Here are some instructions you can follow to support you.



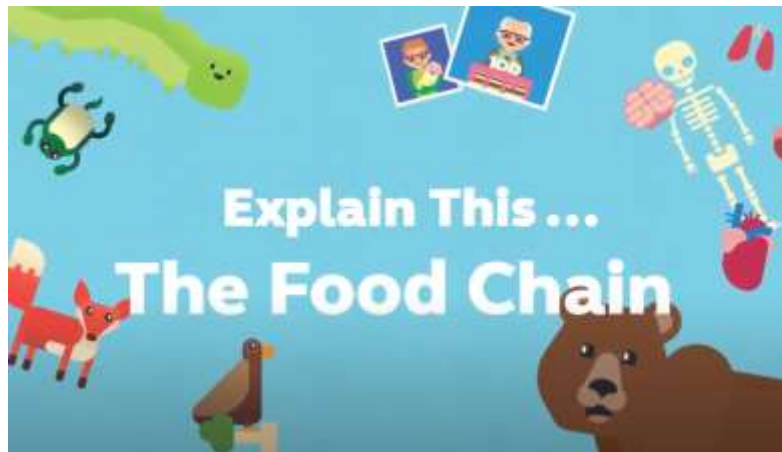
<https://www.firstpalette.com/craft/rainforest-diorama.html>

Science

In Science this week the children will term, our topic will be **Living things and their Habitats**.

This week the children will learn about food chains for animals including humans.

You can help your child to prepare your child for this lesson by watching the clip below and discussing it.



<https://www.youtube.com/watch?v=8L2MZdOIZrs>



Spring Term 2
Next Week in Year 2
W/B 4th March 2024



Art

In art, the children will be planning their design for their rainforest canvas. To prepare your child for this lesson, you could watch this inspiring video of The Green Planet commented by David Attenborough.

Please note that this clip is an hour long and includes scenes of deforestation which you may wish to look at first and decide if you feel it is appropriate.

<https://www.bbc.co.uk/iplayer/episode/m0013cl5/the-green-planet-series-1-1-tropical-worlds>



PSHE/R.E.



In PSHE we will continue to teach the children how important it is to maintain a healthy lifestyle including eating healthy food, exercising and by demonstrating personal hygiene including keeping teeth clean and healthy.

You can help your child to prepare your child for this lesson by discussing what healthy and unhealthy foods are and what they do for our bodies. Explain that food is one part of maintaining a healthy lifestyle. Other parts include how to maintain dental hygiene.

Watch the clip below to learn a fun song to help them remember.

Spring Term 2
Next Week in Year 2
W/B 4th March 2024



<https://www.youtube.com/watch?v=gdcn9KbNTQY>

You can also demonstrate to your child how to brush your teeth properly and address any misunderstandings or unwanted habits.





Spring Term 2
Next Week in Year 2
W/B 4th March 2024



P.E.

We have two PE sessions each week.

Turquoise – Monday (Indoor) & Friday (Outdoor)

Indigo – Tuesday (Outdoor) & Thursday (indoor)

Amber – Monday (Indoor) & Thursday (outdoor)

This term the children will be having lessons in **Gymnastics** (Indoor) and **Striking & Fielding** (Outdoor). Please make sure your children have appropriate outdoor shoes and appropriate clothing to wear.

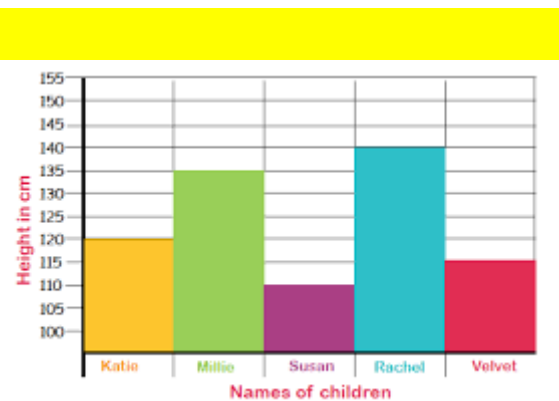


Computing

Learners will begin to understand what the term data means and how data can be collected in the form of a tally chart. They will learn the term 'attribute' and use this to help them organise data. They will then progress onto presenting data in the form of pictograms and finally block diagrams. Learners will use the data presented to answer questions. For example:

Colour	Number of Smarties	Frequency
Green		7
Orange		8
Blue		5
Pink		6
Yellow		11
Red		8
Purple		7
Brown		3
Key = 2 smarties		

A pictogram



A block diagram

You can prepare your child for this lesson by creating a bar chart at home with your child. Choose a simple topic, such as the colour of cars that travel past your house or you



Spring Term 2
Next Week in Year 2
W/B 4th March 2024



see from the car window as you travel along. Don't forget to create a tally chart first!
Watch the clip below to find out more.

<https://www.youtube.com/watch?v=ZWvp2TQ428Q>



Spellings for Year 2

Year 2 Common Exception Words						
after	child	every	half	move	plant	whole
again	children	everybody	hold	Mr	poor	who
any	Christmas	eye	hour	Mrs	pretty	wild
bath	class	fast	improve	old	prove	would
beautiful	climb	father	kind	only	should	
because	clothes	find	last	parents	steak	
behind	could	floor	many	pass	sugar	
both	cold	gold	mind	past	sure	
break	door	grass	money	path	told	
busy	even	great	most	people	water	

Mrs Kelly, Mrs Ferguson and Mr Neville
The Year 2 Team