





Next Week in Nursery

Week Beginning 29th April 2024

What we will be doing in school	How you can help at home
<p data-bbox="312 349 639 383" style="text-align: center;"><u>Topic - Get Set, Grow</u></p> <p data-bbox="167 427 767 533">We will learn about how different vegetables grow and how eating vegetables helps us to stay healthy.</p> <p data-bbox="167 573 491 607">We will plant cress seeds.</p> <p data-bbox="167 651 608 685">We will taste different vegetables.</p> 	<p data-bbox="810 427 1382 495">Get your child involved in chopping vegetables and fruit.</p> <p data-bbox="810 506 1382 539">Talk about the colours, textures and flavours.</p> <p data-bbox="810 551 1209 584">Can they see any seeds in fruit?</p> <p data-bbox="810 595 1382 629">Try planting some seeds you find inside fruit.</p> <p data-bbox="810 663 1342 730">Talk to your child about how they can stay healthy.</p> <p data-bbox="810 763 1382 831">Try cooking something simple with vegetables such as stir-fry or soup.</p> 
<p data-bbox="411 992 539 1025" style="text-align: center;"><u>Literacy</u></p> <p data-bbox="167 1066 703 1171">We will read stories about vegetables, for example, <i>The Enormous Turnip</i> and <i>Oliver's Vegetables</i>.</p> <p data-bbox="167 1216 767 1283">We will retell the story of <i>The Enormous Turnip</i> using props and small world story toys.</p> <p data-bbox="167 1328 735 1433">We will practise listening to what sounds go together to make words, e.g. p-o-t makes the word 'pot'.</p> 	<p data-bbox="810 1066 1406 1133">Explore books about plants and vegetables with your child, both fiction and non-fiction.</p> <p data-bbox="810 1178 1398 1283">Plant a seed at home. Ask your child what you need to help the seed grow. Support them to create a label for the plant.</p> <p data-bbox="810 1328 1430 1433">Play "I Spy" with words that sound like, for example, "I spy with my little eye something that sounds like h-a-t" (hat).</p> 

Next Week in Nursery Week Beginning 29th April 2024

Maths

We will continue to explore measuring and comparing objects by size, looking at how things get taller as they grow.

We will explore weighing and comparing the weight of different vegetables using scales.



Encourage your child to explore the weight of different objects in your home and in your garden or the park. Ask them if they can lift different objects. Is it easy or difficult to lift? Can they talk about what is **heavy, light, the heaviest, the lightest?**

Try weighing out some ingredients if you cook together.

Additional learning

We will play with our role-play kitchen, using vegetables and other ingredients to cook.

We will play in our Fruit and Vegetable role-play shop, writing shopping lists, using toy money and using the tills.



Do some cooking together at home. Try following a recipe.

Play 'shops' at home, pretending to buy and sell things using pretend or real money.

Ask your child to help in the supermarket by asking them to count things in the shopping basket, or make and use a shopping list together.

Thank you for sending in your baby pictures! If you have not done so but would like to please send in printed photos, send in on Class Dojo, or email a photo of your child as a baby or a family photograph.

We will use them during class discussions and try to guess which baby photo is which child

Book bags: If your child's reading book change is usually a Monday, please bring Book Bags in on Tuesdays when there is a Bank Holiday.

Thank you, Nursery Team 😊