



## Next Week in Year 2 Week Beginning 22<sup>nd</sup> April 2024



Starting from next week, the children will be having a spelling quiz on Wednesdays. We will let you know the words that will be in the quiz each week so that they can be practised at home. The words in each quiz are selected as they are either frequently used and incorrectly spelt words, common exception words and/or words that we will most likely use in our writing next week.

### This week's spelling quiz words:

where, there, here, were, they, said, pull, full, house, people

When practising at home, start off by letting your child see the word and copy it up. Then see your child can cover the word up and spell it correctly from memory. Keep practising till they are confident and accurate. Make practising these words memorable by writing with and on different materials, or against the clock. Get the stopwatch up on your phone, how many times can they write one of the words in a minute? Can they write the chosen word more times in a minute than you can?

If the quiz highlights there is still a word or two your child is finding problematic, we will support them with learning and memorising them during what is left of the week.

### Reminders for this week:

Tuesday 23<sup>rd</sup> April – Theme Day & Great Fire of London Workshop.  
Children to come dressed in Stuart clothing.

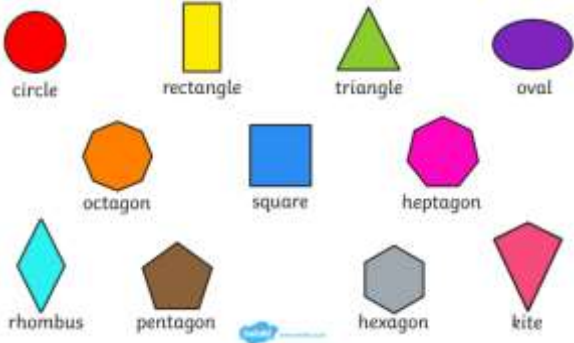
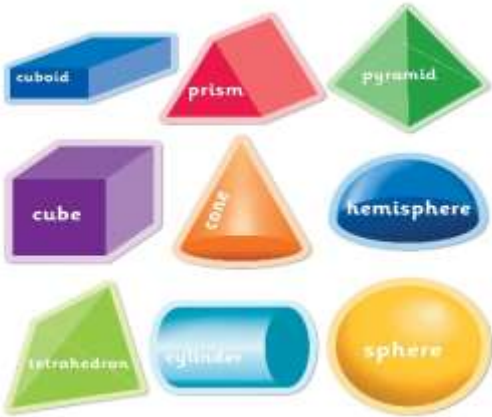


Thank you to the parents who have volunteered. If you are a morning volunteer if you come for 8:45am and afternoon for 12:45. Please come and sign in at the office.



Please also remember to bring in water bottles. It is so important the children stay hydrated throughout the day, especially as the weather gets warmer and we learn in a Victorian building!

**Next Week in Year 2**  
**Week Beginning 22<sup>nd</sup> April 2024**



What we will be doing in school	How you can help at home
<p style="text-align: center;"><u>Maths-</u></p> <p>This week the children will be building upon their shape knowledge, recapping the names of common 2D and 3D shapes, recognising their sides, vertices, edges and faces!</p> <p>They will go on a shape hunt, draw 2D shapes and find their vertical lines of symmetry.</p>  	<p>To help at home you can make sure your child knows the name of 2D and 3D shapes. Can they find any circles in your home? Any spheres? What about rectangles, triangles or cubes? What shapes can they spot on the way to school? At the shops?</p> <p><a href="https://www.topmarks.co.uk/symmetry/symmetry-matching">https://www.topmarks.co.uk/symmetry/symmetry-matching</a></p> <p>Choose the shape symmetry game to introduce lines of symmetry to your children!</p>  <p>Choose level 2 to sort shapes and teach your children the names of some common 2D shapes!</p> <p><a href="https://www.topmarks.co.uk/carroll-diagrams/2d-shapes">https://www.topmarks.co.uk/carroll-diagrams/2d-shapes</a></p> 
<p style="text-align: center;"><u>English</u></p> <p>Next week the children will be writing a diary entry as Toby inspired from the book. They will use their knowledge of what happened during the fire to write about what they could see, smell, hear and touch.</p>	<p>Can you make a poster describing what you can see/smell/taste/touch and hear when around a fire?</p> <p>For example: 'I can hear the crackling of the logs' and a drawing to go with!</p>

Next Week in Year 2  
Week Beginning 22<sup>nd</sup> April 2024

Five senses



Topic- The Great Fire of London

History: The children will be answering the question: What was the story of the Great Fire of London? They will learn about significant people involved in the fire as well as learning the chronological timeline of the fire itself.

RE: We will be learning about weddings and how these are a time of celebration. In the second week we will be focusing on Christian weddings and looking at the similarities and differences between a Christian and a Hindu wedding.

Science: Next week we will be looking at seeds and bulbs and answering the question: Where do plants come from? We will recap our knowledge of how we know plants are alive using the 7 life processes and **look what's** inside a seed and bulb. The children will then draw an observational cross section of a bulb and seed and discuss the similarities and differences.

History

Have a go at playing this game from the Museum of London. Can you help Tom fight the fire?



<https://www.fireoflondon.org.uk/game/>

RE

Please send in COPIES of photos of your wedding day, a wedding your child has been to recently or even a grandparent or friend. We would love to share this in class with everyone and look at how they are different and similar.

Please continue to read with your children during the week and mark this in your child's reading record or get them to do it 😊 The Year 2 Team